
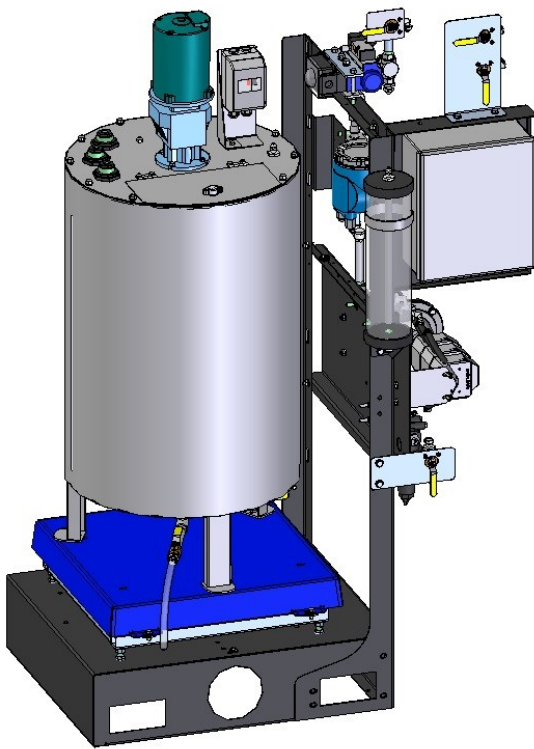


PUMP STAND

EQUIPMENT REVISION: 01C



PARTS MANUAL

Document: MD-09-06-5010

Revision: A

Effective Date: 02-2020



INTRODUCTION

Thank you for choosing USC, LLC for your equipment needs. We appreciate your business and will work diligently to ensure that you are satisfied with your choice.

OVERVIEW

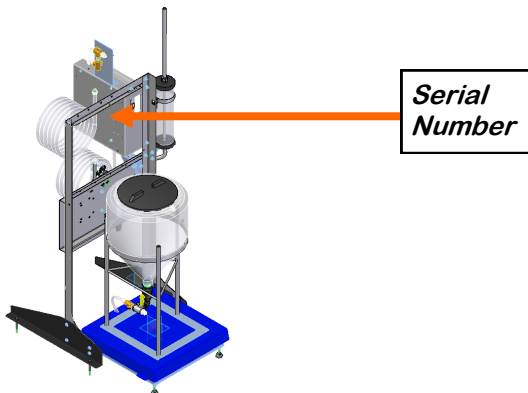
The purpose of this manual is to provide you with the basic information needed to operate and maintain the Pump Stands. It does not hold USC, LLC liable for any accidents or injuries that may occur.

The technical information provided in this document is based on extensive testing under controlled conditions at the USC research and development facility. This information is given without guarantee as the conditions of operation and storage of the equipment are beyond our control. Variables such as temperature, humidity, viscosity of chemical products and changes in seed size or variety may all effect the accuracy of application and seed coverage. Periodically check the equipment calibration while treating and make adjustments as required. This will insure the optimum seed coverage.

RECEIVING YOUR EQUIPMENT

As soon as the equipment is received, it should be carefully inspected to make certain that it has sustained no damage during shipment and that all items listed on the packing list are accounted for. If there is any damage or shortages, the purchaser must immediately notify USC, LLC. Ownership passes to purchaser when the unit leaves the USC, LLC. premises. The purchaser is responsible for unloading and mounting all components of the equipment.

Document the serial number of the machine for future reference. The serial number is located on the back of the control panel mounting bracket.



SERIAL NUMBER: _____

TABLE OF CONTENTS

<u>Section</u>	<u>Contents</u>	<u>Page #</u>
Section A	Safety Instructions	4
	C2D2 Specifications and Labels	14
Section B	Mechanical Drawings	15
	Index by Part Number	97
Section C	Limited Warranty	100

SECTION A **SAFETY INSTRUCTIONS**

Every year accidents in the work place maim, kill and injure people. Although it may be impossible to prevent all accidents, with the right combination of training, operating practices, safety devices, and operator vigilance, the number of accidents can be significantly reduced. The purpose of this section is to educate equipment users about hazards, unsafe practices, and recommended hazard avoidance techniques.

If any of the required regularly scheduled maintenance is located above the reach of the operator, they should follow the companies normal safe practices of reaching that particular height, utilizing the companies specified equipment and following normal safety precautions.

When working with treatment chemicals, operators should always wear protective gloves, safety glasses, and follow the companies safety precautions in the case of any spillage or operator contamination.

SAFETY WORDS AND SYMBOLS

It is very important that operators and maintenance personnel understand the words and symbols that are used to communicate safety information. Safety words, their meaning and format, have been standardized for U.S. manufacturers and published by the American National Standards Institute (ANSI). The European Community (E.C.) has adopted a different format based on the International Standards Organization (I.S.O.) and applicable machinery directives. Both formats are presented below. Graphic symbols are not standardized, but most manufacturers will use some variation of the ones seen in this manual.

MOTS ET SYMBOLES SÉCURITÉ

Il est très important que les opérateurs et le personnel d'entretien à comprendre les mots et les symboles qui sont utilisés pour communiquer des informations de sécurité. Mots de sécurité, de leur signification et le format, ont été normalisés pour les fabricants américains et publié par l' American National Standards Institute (ANSI). La Communauté européenne (CE) a adopté un format différent sur la base de l'Organisation internationale de normalisation (ISO) et des directives de machines applicables. Les deux formats sont présentés ci-dessous. Les symboles graphiques ne sont pas standardisés, mais la plupart des fabricants utilisent une variante de ceux observés dans ce manuel.

PUMP STANDS



Indicates an imminently hazardous situation which, if not avoided, **will** result in death or serious injury.



Indique une situation extrêmement dangereuse qui, si pas évitée, entraînera la mort ou des blessures graves.



Indicates a potentially hazardous situation which, if not avoided, **could** result in death or serious injury.



Indique une situation potentiellement dangereuse qui, si pas évitée, pourrait entraîner la mort ou des blessures graves.



Indicates a potentially hazardous situation which, if not avoided, **may** result in minor or moderate injury and/or property damage.



Indique une situation potentiellement dangereuse qui, si pas évitée, peut entraîner des blessures mineures ou modérées et / ou des dommages.



Provides additional information that the operator needs to be aware of to avoid a potentially hazardous situation.



Fournit des informations supplémentaires que l'opérateur doit être conscient de d'éviter une situation potentiellement dangereuse.



Notice is used to notify people of important installation, operation or maintenance information which is not hazard related.



Avis est utilisé pour informer les gens des informations de maintenance qui ne est pas danger lié importante installation, l'exploitation ou.



Mandatory Lockout Power Symbol. Disconnect, lockout and tag-out electrical and other energy sources before inspecting, cleaning or performing maintenance on this panel.

Symbole de puissance verrouillage obligatoire. Débranchez, de verrouillage et de déconsignation énergie électrique et d'autres sources avant d'inspecter, de nettoyage ou de la maintenance de ce panneau.



International Safety Alert Symbol. The exclamation point (!) surrounded by a yellow triangle indicates that an injury hazard exists. However, it does not indicate the seriousness of potential injury. The exclamation point (!) is also used with the DANGER, WARNING and CAUTION symbols so the potential injury is indicated.

Sécurité Symbole International Alert . Le point d'exclamation (!) Entouré par un triangle jaune indique que un risque de blessure existe . Cependant, il ne indique pas la gravité des blessures potentielles. Le point d'exclamation (!) Est également utilisé avec les symboles DANGER, AVERTISSEMENT et ATTENTION de sorte que le risque de blessure est indiqué.



Electrocution Hazard Symbol. This symbol indicates that an electrocution hazard exists. Serious injury or death could result from contacting high voltage.

Symbole de danger d'électrocution . Ce symbole indique qu'un danger d'électrocution existe. Des blessures graves ou la mort pourraient résulter de contact haute tension.



International Electrocution Hazard. This symbol indicates that an electrocution hazard exists. Serious injury or death could result from contacting high voltage.

Danger d'électrocution international. Ce symbole indique qu'un danger d'électrocution existe. Des blessures graves ou la mort pourraient résulter de contact haute tension.



Mandatory Read Manual Action Symbol. (I.S.O. format) This symbol instructs personnel to read the Operators Manual before servicing or operating the equipment.

Obligatoire Lire Symbole d'action Manuel. (Format ISO)
Ce symbole indique le personnel de lire le manuel de l'opérateur avant de réparer ou d'utiliser l'équipement.



Mandatory Read Manual Action Symbol. This symbol instructs personnel to read the Operators Manual before servicing or operating the equipment.

Obligatoire Lire Symbole d'action Manuel . Ce symbole indique le personnel de lire le manuel de l'opérateur avant de réparer ou d'utiliser l'équipement.

LOCKOUT / TAGOUT PROCEDURES

Lockout/Tagout is the placement of a lock/tag on an energy isolating device in accordance with an established procedure. When taking equipment out of service to perform maintenance or repair work, always follow the lockout / tagout procedures as outlined in ANSI Z344.1 and/or OSHA Standard 1910.147. This standard “requires employers to establish a program and utilize procedures for affixing appropriate lockout devices or tagout devices to energy isolating devices and to otherwise disable machines or equipment to prevent unexpected energizing, start-up, or release of stored energy in order to prevent injury to employees.”

LES PROCEDURES DE VERROUILLAGE / ETIQUETAGE

Verrouillage / étiquetage est le placement d'un verrouillage / tag sur un dispositif d'isolement de l'énergie conformément à une procédure établie. Lors de la prise hors service des équipements pour effectuer la maintenance ou de réparation, toujours suivre les procédures de verrouillage / débranchement comme indiqué dans la norme ANSI Z344.1 et / ou la norme OSHA 1910.147. Cette norme "oblige les employeurs à établir un programme et appliquer des procédures pour la fixation des dispositifs de verrouillage appropriés ou des dispositifs déconsignation à l'énergie dispositifs d'isolement et d' autre machines ou équipements désactiver pour éviter énergisant inattendu, start-up, ou la libération de l'énergie stockée dans le but de prévenir les blessures aux employés."

HAZARD REVIEW

RISQUE EXAMEN

Electrocution Hazard



Electrocution accidents are most likely to occur during maintenance of the electrical system or when working on or near exposed high voltage wiring. This hazard does not exist when the electrical power has been disconnected, properly locked, and tagged out.

Risque d'électrocution

Les accidents d'électrocution sont les plus susceptibles de se produire lors de la maintenance du système électrique ou pour travailler sur ou à proximité du câblage haute tension exposé. Ne existe pas ce danger lorsque l'alimentation électrique a été déconnecté, bien verrouillé et étiquetés sur.

Automatic Start Hazard



! WARNING

This equipment may be controlled by an automated system and may start without warning. Failure to properly disconnect, lockout, and tagout all energy sources of remotely controlled equipment creates a very hazardous situation and could cause injury or even death. PLEASE STAY CLEAR AND BE ALERT.

Démarrer danger automatique

! AVERTISSEMENT

Cet équipement peut être contrôlé par un système automatisé et peut démarrer sans avertissement. Sources de l'équipement contrôlé à distance non débranché correctement, lock-out, et tous déconsignation énergie crée une situation très dangereuse et pourrait causer des blessures ou même la mort. Se IL VOUS PLAÎT rester à l'écart et d'être vigilant.

PUMP STANDS


YOU are responsible for the **SAFE** operation and maintenance of your USC, LLC equipment . **YOU** must ensure that you and anyone else who is going to operate, maintain, or work around the treater be familiar with the operating and maintenance procedures and related **SAFETY** information contained in this manual. This manual will take you step-by-step through your working day and alert you to good safety practices that should be adhered to while operating the treater.

Remember, **YOU** are the key to safety. Good safety practices not only protect you, but also the people around you. Make these practices a working part of your safety program. Be certain that **EVERYONE** operating this equipment is familiar with the recommended operating and maintenance procedures and follows all the safety precautions. Most accidents can be prevented. Do not risk injury or death by ignoring good safety practices.

- Equipment owners must give operating instructions to operators or employees before allowing them to operate the machine, and at least annually thereafter per OSHA (Occupational Safety and Health Administration) regulation 1928.57.
- The most important safety device on this equipment is a **SAFE** operator. It is the operator's responsibility to read and understand **ALL** Safety and Operating instructions in the manual and to follow them. All accidents can be avoided.
- A person who has not read and understood all operating and safety instructions is not qualified to operate the machine. An untrained operator exposes himself and bystanders to possible serious injury or death.
- Do not modify the equipment in any way. Unauthorized modification may impair the function and/or safety and could affect the life of the equipment.
- Think SAFETY! Work SAFELY!


GENERAL SAFETY

1. Read and understand the Operator's Manual and all safety labels before operating, maintaining, adjusting or unplugging the seed treater .
2. Only trained persons shall operate the seed treater. An untrained operator is not qualified to operate the machine.
3. Have a first-aid kit available for use should the need arise, and know how to use it.



PUMP STANDS

4. Provide a fire extinguisher for use in case of an accident. Store in a highly visible place.
5. Do not allow children, spectators or bystanders within hazard area of machine.
6. Wear appropriate protective gear. This includes but is not limited to:
 - A hard hat
 - Protective shoes with slip resistant soles
 - Protective goggles
 - Heavy gloves
 - Hearing protection
 - Respirator or filter mask
7. Place all controls in neutral or off, stop motor, and wait for all moving parts to stop. Then disable power source before servicing, adjusting, repairing, or unplugging.
8. Review safety related items annually with all personnel who will be operating or maintaining the Equipment.



OPERATING SAFETY:

1. Read and understand the Operator's Manual and all safety labels before using.
2. Disconnect and disable electrical supply completely and wait for all moving parts to stop before servicing, adjusting, repairing or unplugging.
3. Clear the area of bystanders, especially children, before starting.
4. Be familiar with the machine hazard area. If anyone enters hazard area, shut down machine immediately. Clear the area before restarting.
5. Keep hands, feet, hair and clothing away from all moving and/or rotating parts.
6. Stay away from overhead obstructions and power lines during operation and transporting. Electrocution can occur without direct contact.
7. Do not operate machine when any guards are removed.
8. Inspect welds and repair if needed.

PLACEMENT SAFETY

1. Move only with the appropriate equipment.
2. Stay away from overhead power lines when moving equipment. Electrocu-
tion can occur without direct contact.
3. Be familiar with machine hazard area. If anyone enters hazard areas, shut down
machine immediately. Clear the area before restarting.
4. Operate the equipment on level ground free of debris. Anchor the equipment to
prevent tipping or upending.



! WARNING

Before placement of the equipment, be sure that ground is reasonably level. The equipment may topple or work improperly if the ground is too uneven, damaging the equipment and / or causing personal injury.

! AVERTISSEMENT

Avant de placement de l'équipement, assurez-vous que sol est relativement plat. L'équipement peut tomber ou mal fonctionner si le sol est trop inégale, endommager l'équipement et / ou causer des blessures.

MAINTENANCE SAFETY

1. Review the operator's manual and all safety items before working with, maintaining or operating the equipment .
2. Place all controls in neutral or off, stop motors, disable power source, and wait for all moving parts to stop before servicing, adjusting, repairing or unplugging.
3. Follow good shop practices:
Keep service area clean and dry.
Be sure electrical outlets and tools are properly grounded.
Use adequate light for the job at hand.
4. Keep hands, feet, hair and clothing away from all moving and/or rotating parts.
5. Clear the area of bystanders, especially children, when carrying out any maintenance and repairs or making any adjustments.
6. Before resuming work, install and secure all guards when maintenance work is completed.
7. Keep safety labels clean. Replace any sign that is damaged or not clearly visible.



SAFETY LABELS

1. Keep safety labels clean and legible at all times.
2. Replace safety labels that are missing or have become illegible.
3. Replaced parts that displayed a safety label should also display the current label.
4. Replacement safety labels are available. Contact your authorized dealer.

How to Install Safety Labels:

- Be sure that the installation area is clean and dry.
- Be sure temperature is above 50°F (10°C).
- Decide on the exact position before you remove the backing paper.
- Remove the smallest portion of the split backing paper.
- Align the sign over the specified area and carefully press the small portion with the exposed sticky backing in place.
- Slowly peel back the remaining paper and carefully smooth the remaining portion of the sign in place.
- Small air pockets can be pierced with a pin and smoothed out using the piece of sign backing paper.



Located on the USC equipment you will find safety labels. Always be sure to read and follow all directions on the labels.



Situé sur l'équipement USC vous trouverez des étiquettes de sécurité. Veuillez à toujours lire et suivre toutes les instructions sur les étiquettes.



Guards provided with USC equipment are to remain in place during operation.



Gardes fournis avec des équipements USC doivent rester en place pendant le fonctionnement.

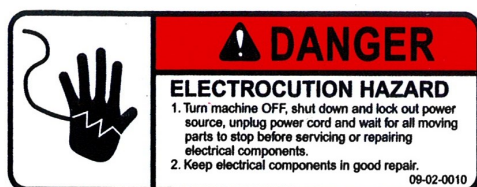
PUMP STANDS

Think **SAFETY!** Work **SAFELY!**

REMEMBER—If Safety Labels have been damaged, removed, become illegible, or parts replaced without safety labels, new labels must be applied. New safety labels are available from your authorized dealer



Part # 09-02-0001



Part # 09-02-0010




PUMP STANDS

C2D2 SPECIFICATIONS AND LABELS

If any of the panels are located in the hazardous area described in the installation section, the following criteria must be met.

1. All 120VAC connections must be hard wired to a listed IP65 rated enclosure in accordance with local electrical codes.
2. The C2D2 certifications are only valid for equipment operating at 60 HZ.
3. The approved operating temperature for this equipment is between 0°C (32°F) and 40°C (104°F).
4. All RJ45 and USB pass-through connector caps must remain closed to achieve a C2D2 rating. Hard wire these connections in accordance with local electrical codes.

The following labels and certification plates must be mounted to the outside of the control panel so that they are in plain view.

MFG. By:  USC
Seed Treating Solutions®
Max Voltage: 120V, 1PH, 60Hz
Total FLA: 5.2
Largest Motor: 5.2 Amps
Equipment Model: PS41-5121-0100
Suitable to be used in Class II, Div 2, Group G, T4A Hazardous Locations

!!WARNING!!
DISCONNECT POWER BEFORE REMOVING COVERS. KEEP COVERS/
CONNECTIONS CLOSED WHILE CIRCUITS ARE LIVE. SEE INSTRUCTION MANUAL
!!AVERTISSEMENT!!
DÉBRANCHER L'ALIMENTATION AVANT DE RETIRER LES COUVERCLES. GARDEZ
LES COUVERCLES / CONNEXIONS FERMÉS PENDANT QUE LES CIRCUITS SONT EN
CIRCUIT. VOIR LE MANUEL D'INSTRUCTIONS

!!WARNING!!
EXPLOSION HAZARD. DO NOT REMOVE OR REPLACE CONNECT OR DISCONNECT
WHILE CIRCUIT IS LIVE UNLESS THE AREA IS FREE OF IGNITIBLE
CONCENTRATIONS.
!!AVERTISSEMENT!!
RISQUE D'EXPLOSION. NE PAS ENLEVER OU REMPLACER LA CONNEXION OU LA
DÉCONNEXION TANT QUE LE CIRCUIT EST EN CIRCUIT SAUF SI LA ZONE EST
EXEMPTÉ DE CONCENTRATIONS IGNITIABLES.



Certified to
CSA Std C22.2
No. 213 & 68

Intertek
4010806
INDUSTRIAL CONTROL PANEL

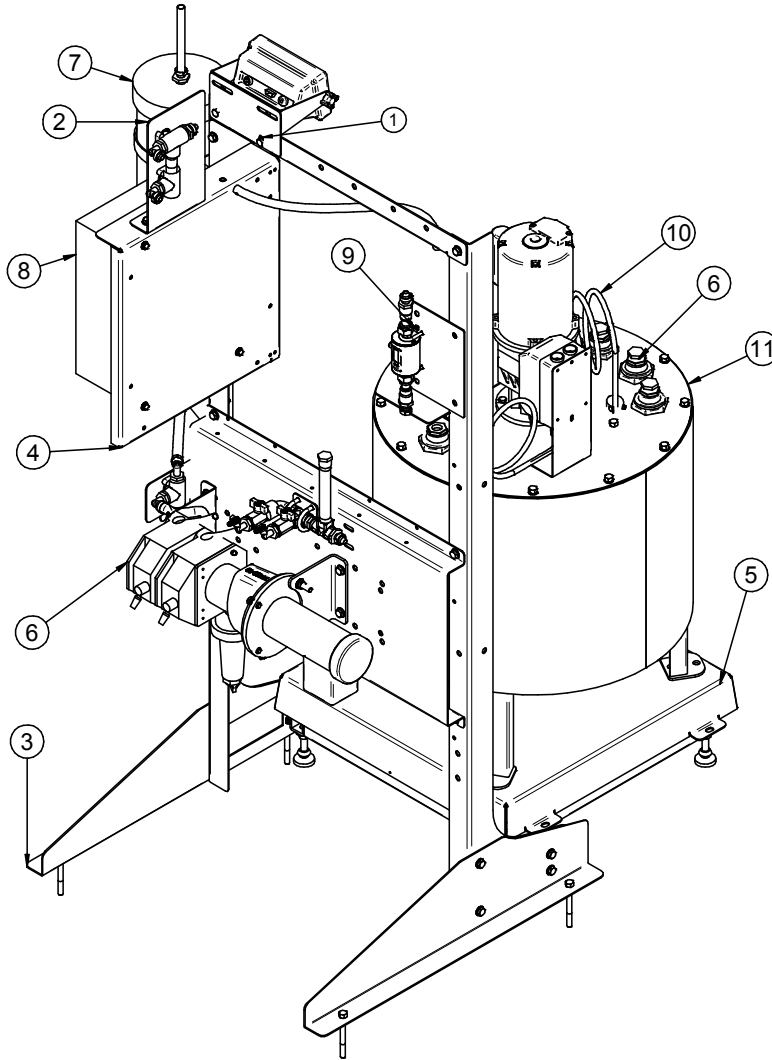
Seed Treating Systems For Use In
Class II Div 2 Group G,
T4A Location



Intertek
4010806
INDUSTRIAL CONTROL PANEL

MECHANICAL DRAWINGS SECTION B

GENERAL ASSEMBLY PUMP STAND



Item #	Description	See Pages
1	CONTROL PANELS	16
2	SUPPLY VESSEL	17 — 42
3	FLOW METERING	43 — 49
4	PUMP ASSEMBLIES	50 — 59
5	MOUNTING	60 — 67
6	TOTE/TANK CONNECTION	68 — 80
7	CALIBRATION TUBES	81 — 84
8	SCALE	85 — 88
9	RECIRCULATION / PROCESS VALVE	89 — 96

PUMP STANDS

CONTROL PANELS

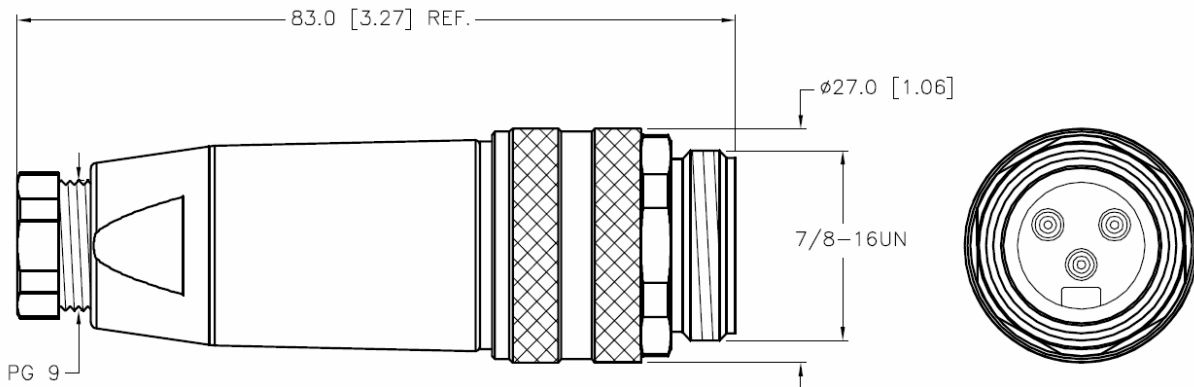
PS0x CONTROL PANELS			
VOLTAGE	PART #	DESCRIPTION	COMMENT
120V / 1PH	03-12-0489	PNL CNTL MNL PUMP STD VLTMTR	NO FLOW METERING DEVICE
120V / 1PH	03-12-0488	PNL CNTL MNL PUMP STD FLWMTR	EITHER FLOWMETER
240V / 1PH	03-12-0523	PNL CNTL MNL PUMP STD FLWMTR 220V	EITHER FLOWMETER
PS1x CONTROL PANELS			
VOLTAGE	PART #	DESCRIPTION	COMMENT
120V / 1PH	03-12-0615	PNL CNTL 1 PUMP PS1X FLWMTR	EITHER FLOW METER
120V / 1PH	03-12-0616	PNL CNTL 1 PUMP PS1X LIW	LIW WITH EITHER SCALE
PS2x CONTROL PANELS			
VOLTAGE	PART #	DESCRIPTION	COMMENT
120V / 1PH	03-12-0487	PNL CNTL AUTO PUMP STD REV A SYSTEM	COMMENT
P3x CONTROL PANELS			
VOLTAGE	PART #	DESCRIPTION	COMMENT
120V / 1PH	03-12-0365	PNL CNTL AUTO PUMP STD	COMMENT
PS6x CONTROL PANELS			
VOLTAGE	PART #	DESCRIPTION	COMMENT
120V / 1PH	03-12-0532	PNL CNTL 1 PUMP V4 FLWMTR	FLOW METER STANDARD RATE
120V / 1PH	03-12-0533	PNL CNTL 1 PUMP V4 LIW	LIW STANDARD RATE
120V / 1PH	03-12-0593	PNL CNTL AUTO PUMP HV V4	FLOW METER HIGH VOLUME
120V / 1PH	03-12-0594	PNL CNTL AUTO PUMP HV V4 LIW	LIW HIGH VOLUME

PUMP STANDS

AGITATION MOTORS

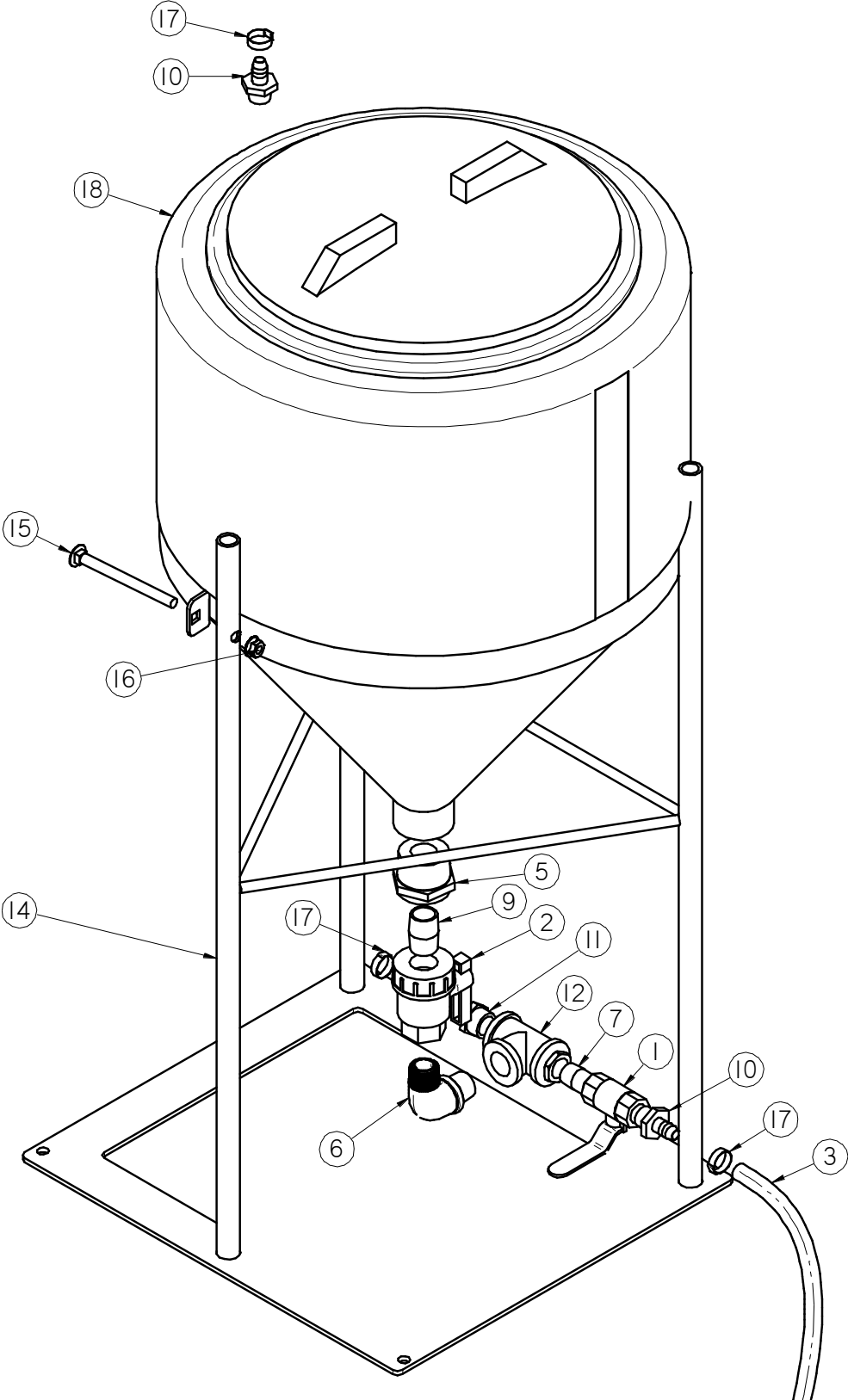
AGITATION MOTORS (POLY TANKS)		
VOLTAGE	PART #	DESCRIPTION
120 / 240V / 1PH	01-01-0182	MTR 1/15 HP 45RPM 1PH W/CNDT BOX
AGITATION MOTORS (STAINLESS STEEL TANKS)		
VOLTAGE	PART #	DESCRIPTION
120 / 240V / 1PH	01-01-0104	MTR .33HP 1725RPM 56C 1PH TENV
240V / 3PH	01-01-0105	MTR .33HP 1725RPM 56C 3PH TENV
480V / 3PH	01-01-0105	MTR .33HP 1725RPM 56C 3PH TENV
575V / 3PH	01-01-0144	MTR .5 HP 1725 RPM 56C 575V TENV

PUMP MOTOR CONNECTOR (03-08-0324 REV A0)



PUMP STANDS

ASSEMBLY MIX TANK POLY 15 GALLON (04-03-0246 REV A0)



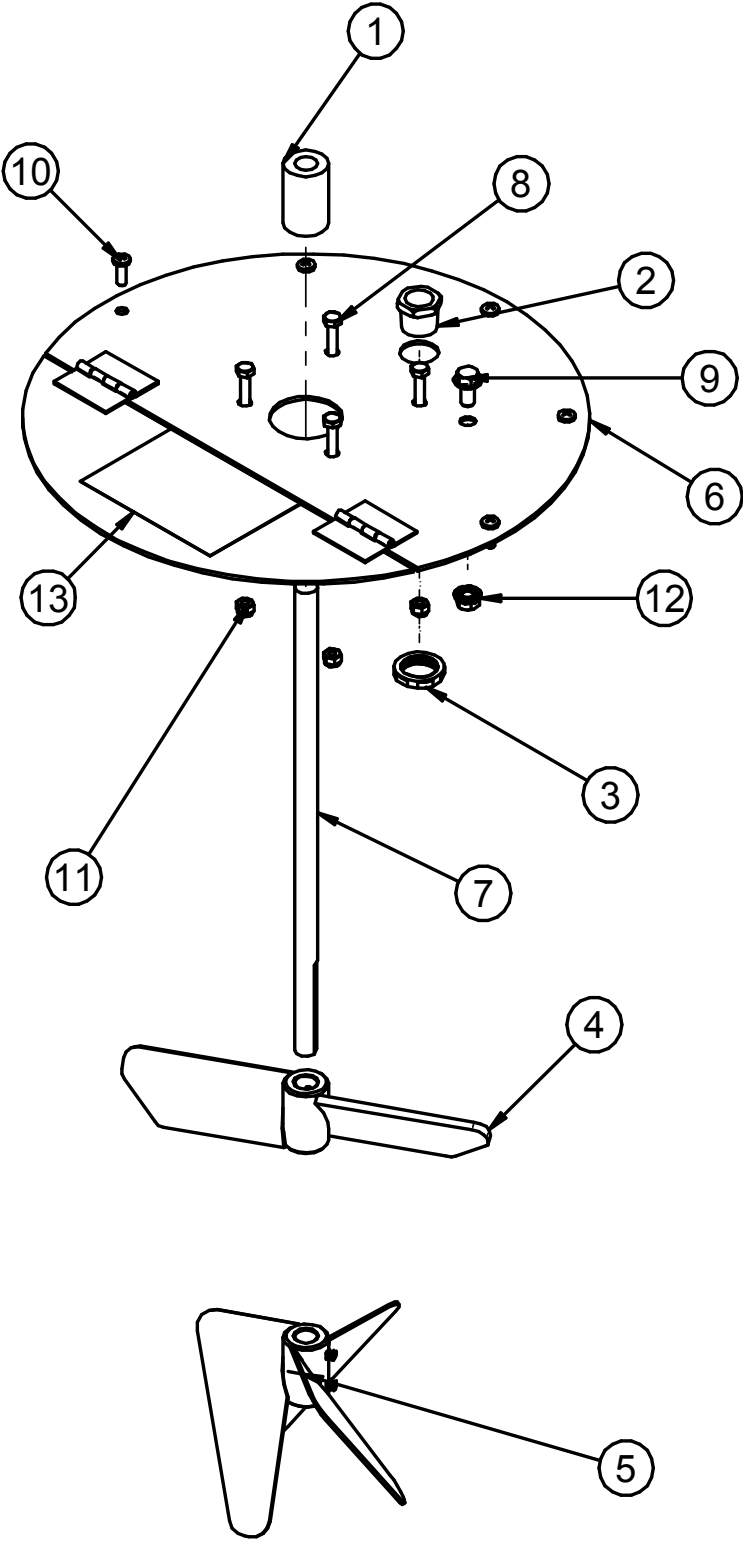
PUMP STANDS

ASSEMBLY MIX TANK POLY 15 GALLON (04-03-0246 REV A0)

PART #		04-03-0246 REV A0	
Item #	Part #	Description	Qty
1	02-02-0006	VLV BALL .500 NPT 2WAY BRSS	1
2	02-02-0056	VLV BALL .750 NPT FM PLAS	1
3	02-03-0005	HOSE RNT .500 CLEAR	1
4	02-04-0008	FTTG BUSH .750NPT X .500NPT SS	1
5	02-04-0034	FTTG BUSH 1.50NPT X .750NPT PPE	1
6	02-06-0068	FTTG 90 DEG STRT .750NPT PPE BLK	1
7	02-07-0007	FTTG NIP .500NPTX1.125 TBE SS CLOSE	1
8	02-07-0025	FTTG NIP .750 NPT X 1.375 TBE SS	1
9	02-07-0070	FTTG NIP .750 NPT X 1.50 TBE SS	1
10	02-08-0007	FTTG STGHT .500HB X .500NPT ML NYL	2
11	02-08-0008	FTTG STGHT .500HB X .750NPT ML NYL	1
12	02-09-0008	FTTG TEE .750 NPT FM SS	1
13	03-08-0308	NUT NYLOC .500 NPT 8464	1
14	05-03-1614	WDMT 15 GAL TANK STAND	1
15	06-01-0262	BOLT CRG .375 X 4.50 FTH ZP GR5	1
16	06-03-0014	NUT LOCK FLG .375-16 ZP GR5	1
17	06-07-0029	CLMP HOSE ONE EAR .716-.827 SS	3
18	07-02-0038	TNK 15GAL 1.5 FNPT OUT FULL DRAIN	1
19	09-01-0042	ATWK LBL USC 11.50 X 3.00 PRO-CUT	1

PUMP STANDS

ASSEMBLY AGITATION 15 GALLON POLY (04-03-0285 REV B1)



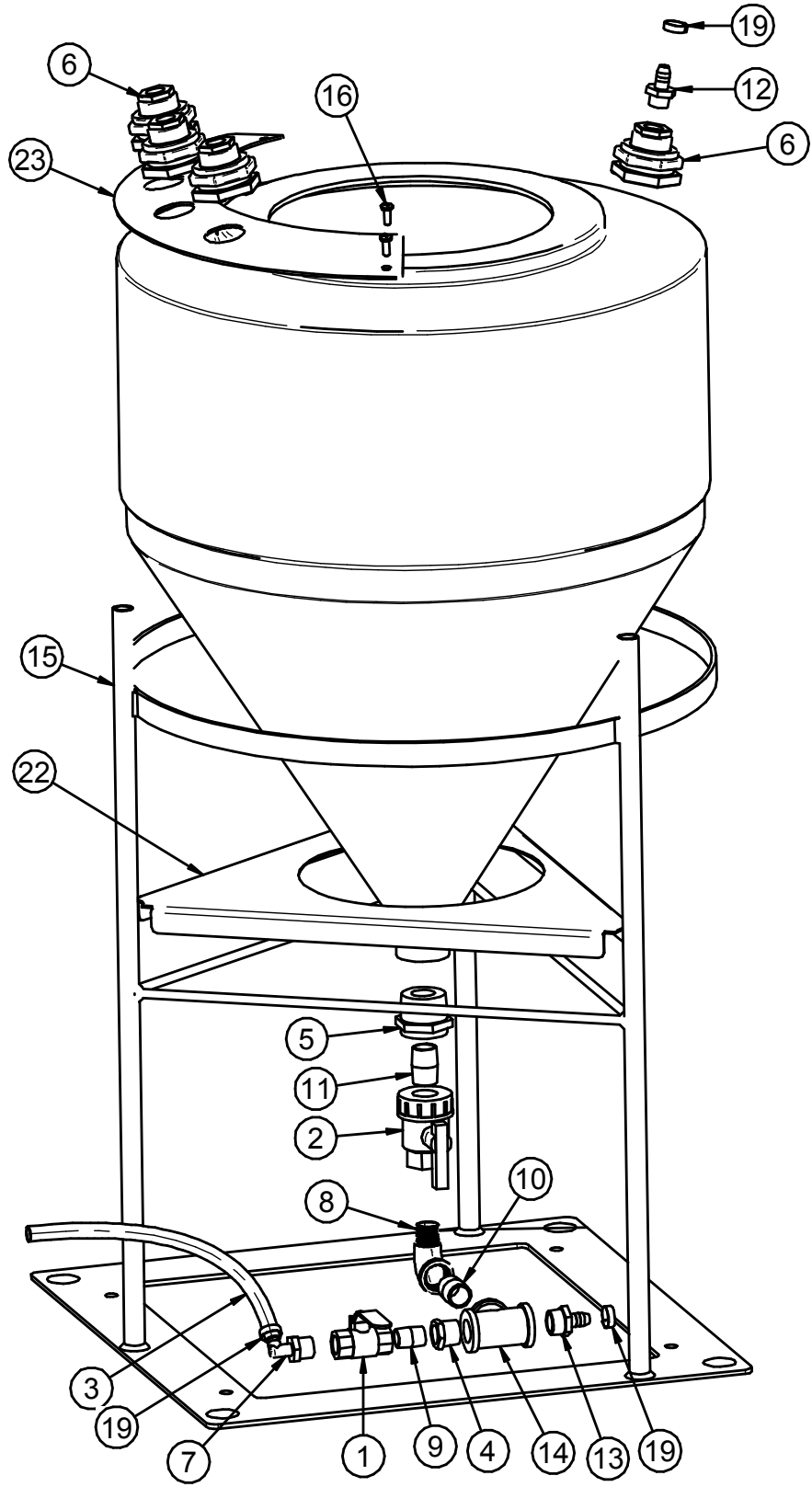
PUMP STANDS

ASSEMBLY AGITATION 15 GALLON POLY (04-03-0285 REV B1)

PART #		04-03-0285 REV B1	
Item #	Part #	Description	Qty
1	01-07-0013	CPLG SS .625 SS NO KWY RGD	1
2	02-04-0008	FTTG BUSH .750NPT X .500NPT SS	1
3	03-08-0197	NUT CG 0.75 NPT	1
4	05-03-1135	WDMT STIR ARM 30GAL POLY	1
5	05-03-1136	WDMT LOWER STIR ARM 30GAL POLY	1
6	05-03-1739	WDMT POLY TANK LID W FTTG	1
7	05-11-0420	ROD 15GAL DRV	1
8	06-01-0008	BOLT .250-20 X 1.25 ZP GR5	4
9	06-01-0124	BOLT FLG .375-16 X .750 ZP GR5	1
10	06-01-0215	SCRW MACH #14 X .750 SS PLASTITE	5
11	06-03-0001	NUT NYL LOCK .250-20 ZP GR5	4
12	06-03-0014	NUT LOCK FLG .375-16 ZP GR5	1
13	09-02-0001	ATWK LBL DANGER FINGERS	1

PUMP STANDS

ASSEMBLY MIX TANK POLY 30 GALLON (04-03-0279 REV A0)



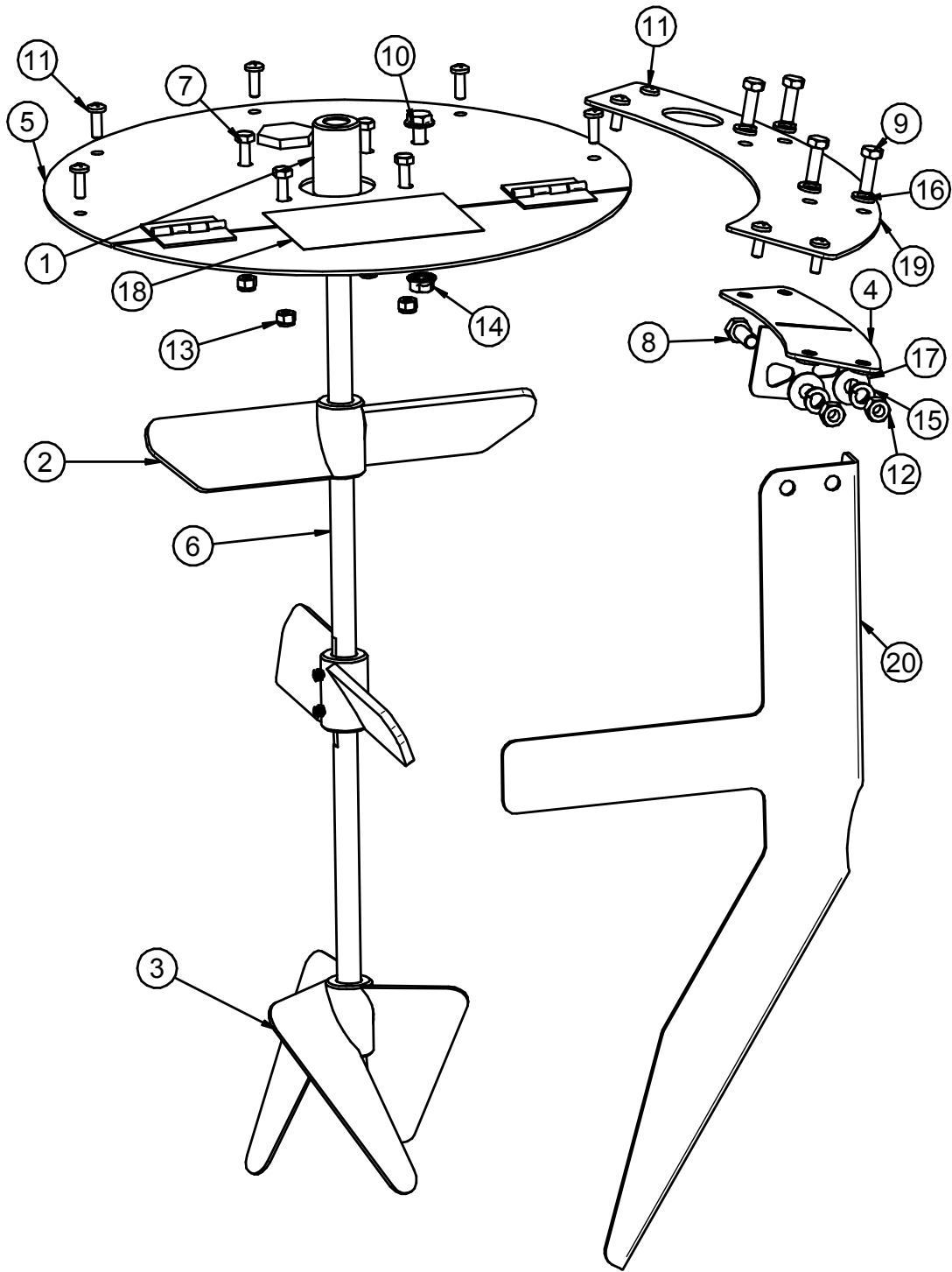
PUMP STANDS

ASSEMBLY MIX TANK POLY 30 GALLON (04-03-0279 REV A0)

PART #		04-03-0279 REV A0	
Item #	Part #	Description	Qty
1	02-02-0006	VLV BALL .500 NPT 2WAY BRSS	1
2	02-02-0056	VLV BALL .750 NPT FM PLAS	1
3	02-03-0005	HOSE RNT .500 CLEAR	1
4	02-04-0008	FTTG BUSH .750NPT X .500NPT SS	1
5	02-04-0034	FTTG BUSH 1.50NPT X .750NPT PPE	1
6	02-05-0028	FTTG .500 NPT DBL THD PPE BLKHD	4
7	02-06-0010	FTTG 90 DEG .500HB X .500NPT ML NYL	1
8	02-06-0068	FTTG 90 DEG STRT .750NPT PPE BLK	1
9	02-07-0007	FTTG NIP .500NPTX1.125 TBE SS CLOSE	1
10	02-07-0025	FTTG NIP .750 NPT X 1.375 TBE SS	1
11	02-07-0070	FTTG NIP .750 NPT X 1.50 TBE SS	1
12	02-08-0007	FTTG STGHT .500HB X .500NPT ML NYL	1
13	02-08-0008	FTTG STGHT .500HB X .750NPT ML NYL	1
14	02-09-0008	FTTG TEE .750 NPT FM SS	1
15	05-03-1298	WDMT POLY TNK STAND	1
16	06-01-0215	SCRW MACH #14 X .750 SS PLASTITE	4
17	06-01-0262	BOLT CRG .375 X 4.50 FTH ZP GR5	1
18	06-03-0014	NUT LOCK FLG .375-16 ZP GR5	1
19	06-07-0029	CLMP HOSE ONE EAR .716-.827 SS	3
20	07-02-0020	TNK 30GAL CONE 1.5 FPT OUTLET FD	1
21	09-01-0003	ATWK LBL MADE IN USA YEL 2.50X2.50	1
22	1029BC	BRKT POLY TNK CRADLE	1
23	103056	BULKHEAD MNT PLT POLY TANK	1

PUMP STANDS

ASSEMBLY AGITATION 30 GALLON POLY (04-03-0281 REV B0)



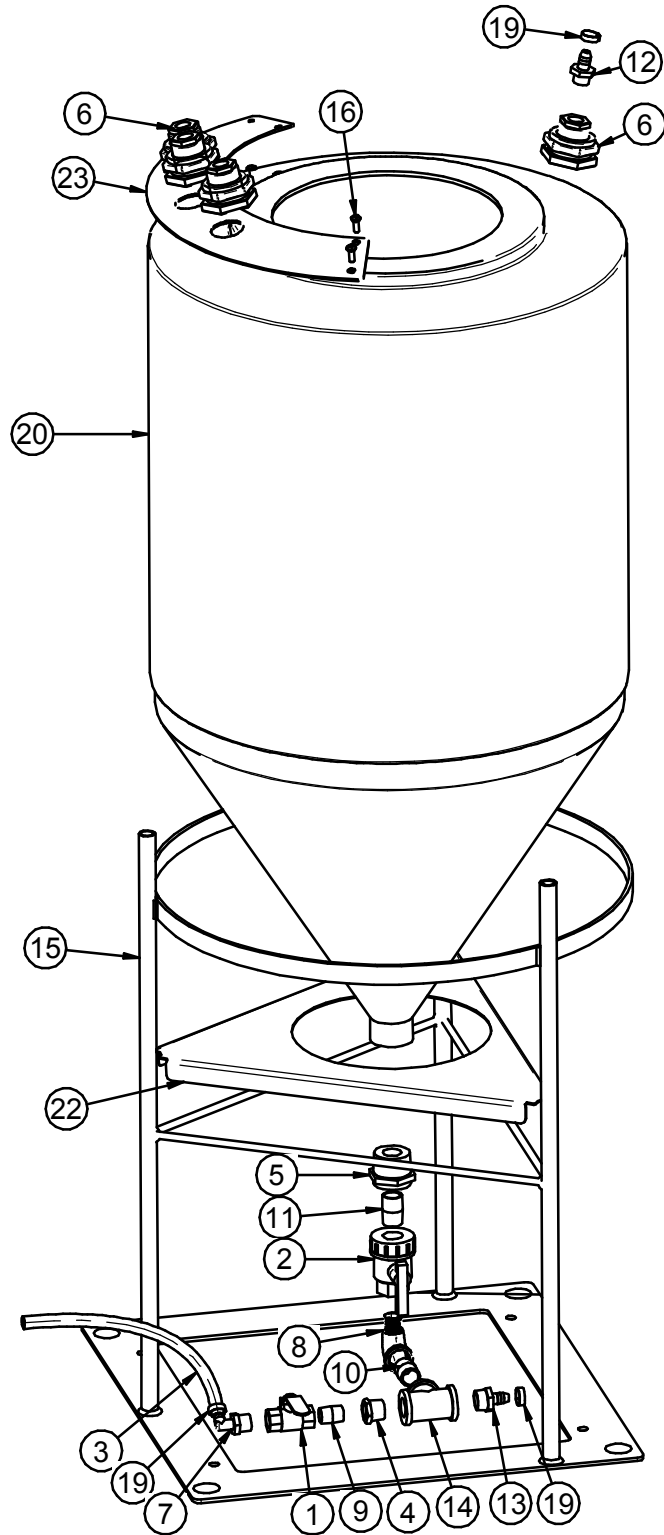
PUMP STANDS

ASSEMBLY AGITATION 30 GALLON POLY (04-03-0281 REV B0)

PART #		04-03-0281 REV B0	
Item #	Part #	Description	Qty
1	01-07-0013	CPLG SS .625 SS NO KWY RGD	1
2	05-03-1135	WDMT STIR ARM 30GAL POLY	2
3	05-03-1136	WDMT LOWER STIR ARM 30GAL POLY	1
4	05-03-1481	WDMT ADJ BAFFLE MT	1
5	05-03-1607	ASSY POLY TANK LID	1
6	05-11-0357	ROD 30GAL DRV	1
7	06-01-0008	BOLT .250-20 X 1.25 ZP GR5	4
8	06-01-0017	BOLT .375-16 X 1.00 SS 18-8	2
9	06-01-0083	BOLT .313-18 X 1.00 SS 18-8	4
10	06-01-0124	BOLT FLG .375-16 X .750 ZP GR5	1
11	06-01-0215	SCRW MACH #14 X .750 SS PLASTITE	9
12	06-02-0010	NUT FULL .375-16 SS 18-8	2
13	06-03-0001	NUT NYL LOCK .250-20 ZP GR5	4
14	06-03-0014	NUT LOCK FLG .375-16 ZP GR5	1
15	06-04-0008	WSHR LOCK SPLT .375 SS 18-8	2
16	06-04-0010	WSHR LOCK SPLT .313 SS 18-8	4
17	06-05-0009	WSHR FLAT .375 X .875OD SS 18-8	2
18	09-02-0001	ATWK LBL DANGER FINGERS	1
19	103055	TNK MNT PLT POLY	1
20	103670	PLT ADJ BAFFLE 30GAL POLY	1

PUMP STANDS

ASSEMBLY MIX TANK POLY 55 GALLON (04-03-0280 REV A0)



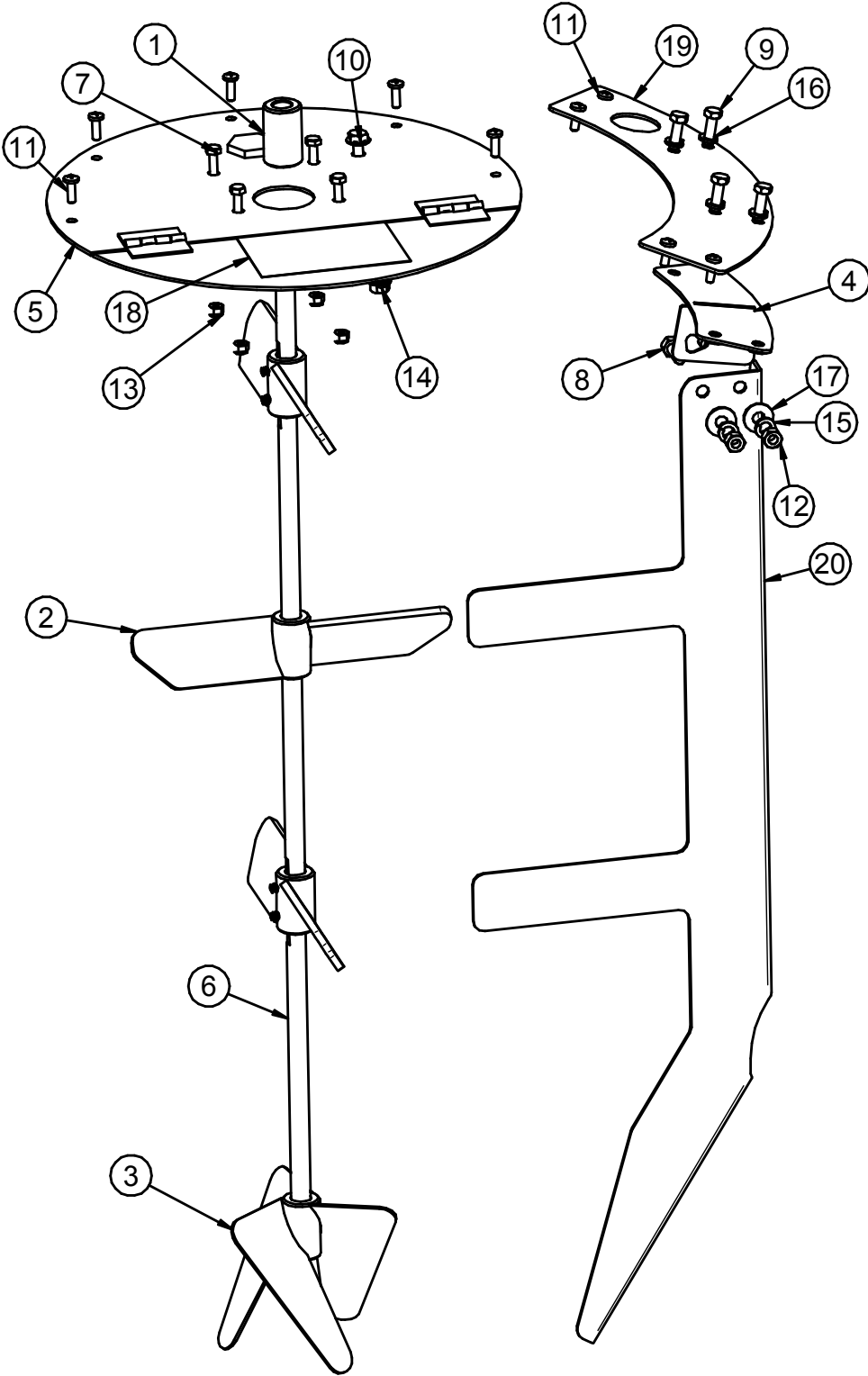
PUMP STANDS

ASSEMBLY MIX TANK POLY 55 GALLON (04-03-0280 REV A0)

PART #		04-03-0280 REV A0	
Item #	Part #	Description	Qty
1	02-02-0006	VLV BALL .500 NPT 2WAY BRSS	1
2	02-02-0056	VLV BALL .750 NPT FM PLAS	1
3	02-03-0005	HOSE RNT .500 CLEAR	1
4	02-04-0008	FTTG BUSH .750NPT X .500NPT SS	1
5	02-04-0034	FTTG BUSH 1.50NPT X .750NPT PPE	1
6	02-05-0028	FTTG .500 NPT DBL THD PPE BLKHD	4
7	02-06-0010	FTTG 90 DEG .500HB X .500NPT ML NYL	1
8	02-06-0068	FTTG 90 DEG STRT .750NPT PPE BLK	1
9	02-07-0007	FTTG NIP .500NPTX1.125 TBE SS CLOSE	1
10	02-07-0025	FTTG NIP .750 NPT X 1.375 TBE SS	1
11	02-07-0070	FTTG NIP .750 NPT X 1.50 TBE SS	1
12	02-08-0007	FTTG STGHT .500HB X .500NPT ML NYL	1
13	02-08-0008	FTTG STGHT .500HB X .750NPT ML NYL	1
14	02-09-0008	FTTG TEE .750 NPT FM SS	1
15	05-03-1298	WDMT POLY TNK STAND	1
16	06-01-0215	SCRW MACH #14 X .750 SS PLASTITE	4
17	06-01-0262	BOLT CRG .375 X 4.50 FTH ZP GR5	1
18	06-03-0014	NUT LOCK FLG .375-16 ZP GR5	1
19	06-07-0029	CLMP HOSE ONE EAR .716-.827 SS	3
20	07-02-0021	TANK 60GAL CONE 1.5 FPT OTLT FULL D	1
21	09-01-0043	ATWK LBL USC 22.00 X 5.75 PRO-CUT	1
22	1029BC	BRKT POLY TNK CRADLE	1
23	103056	BULKHEAD MNT PLT POLY TANK	1

PUMP STANDS

ASSEMBLY AGITATION 55 GALLON POLY (04-03-0283 REV B0)



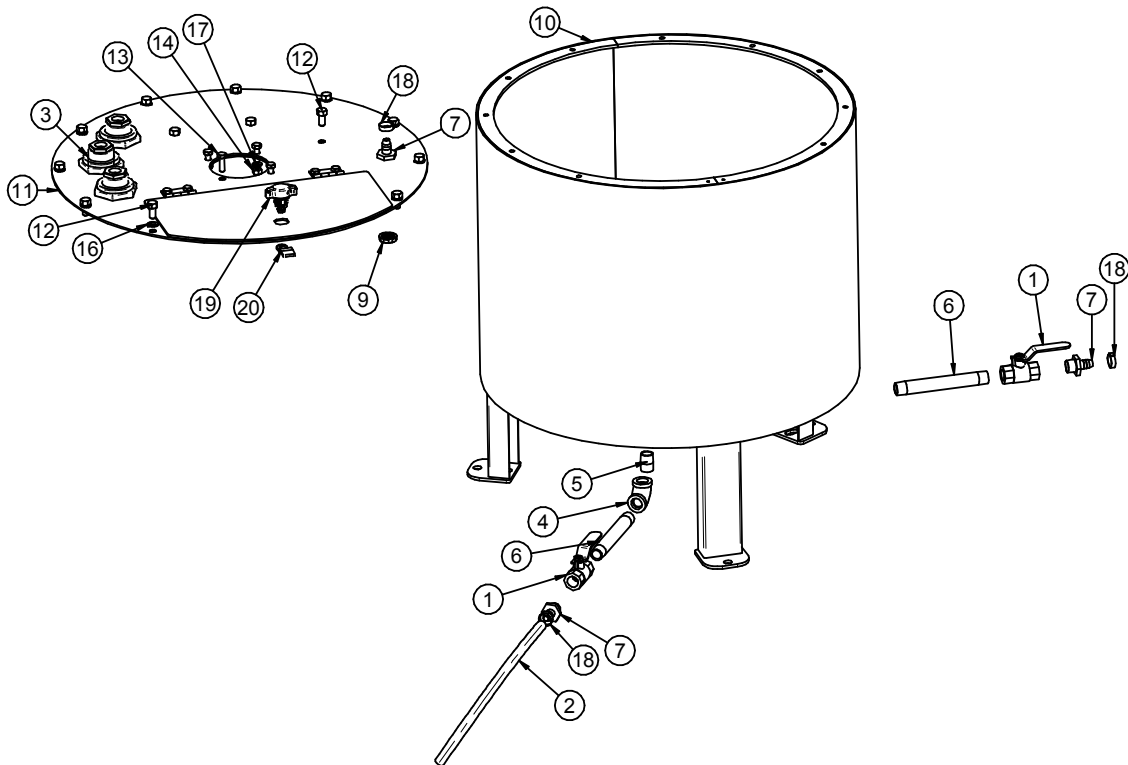
PUMP STANDS

ASSEMBLY AGITATION 55 GALLON POLY (04-03-0283 REV B0)

PART #		04-03-0283 REV B0	
Item #	Part #	Description	Qty
1	01-07-0013	CPLG SS .625 SS NO KWY RGD	1
2	05-03-1135	WDMT STIR ARM 30GAL POLY	3
3	05-03-1136	WDMT LOWER STIR ARM 30GAL POLY	1
4	05-03-1481	WDMT ADJ BAFFLE MT	1
5	05-03-1607	ASSY POLY TANK LID	1
6	05-11-0361	ROD 60GAL DRV	1
7	06-01-0008	BOLT .250-20 X 1.25 ZP GR5	4
8	06-01-0017	BOLT .375-16 X 1.00 SS 18-8	2
9	06-01-0083	BOLT .313-18 X 1.00 SS 18-8	4
10	06-01-0124	BOLT FLG .375-16 X .750 ZP GR5	1
11	06-01-0215	SCRW MACH #14 X .750 SS PLASTITE	9
12	06-02-0010	NUT FULL .375-16 SS 18-8	2
13	06-03-0001	NUT NYL LOCK .250-20 ZP GR5	4
14	06-03-0014	NUT LOCK FLG .375-16 ZP GR5	1
15	06-04-0008	WSHR LOCK SPLT .375 SS 18-8	2
16	06-04-0010	WSHR LOCK SPLT .313 SS 18-8	4
17	06-05-0009	WSHR FLAT .375 X .875OD SS 18-8	2
18	09-02-0001	ATWK LBL DANGER FINGERS	1
19	103055	TNK MNT PLT POLY	1
20	1036D1	PLT ADJ BAFFLE 60GAL POLY	1

PUMP STANDS

ASSEMBLY MIX TANK STAINLESS STEEL 30 GALLON (04-03-0270 REV A0)



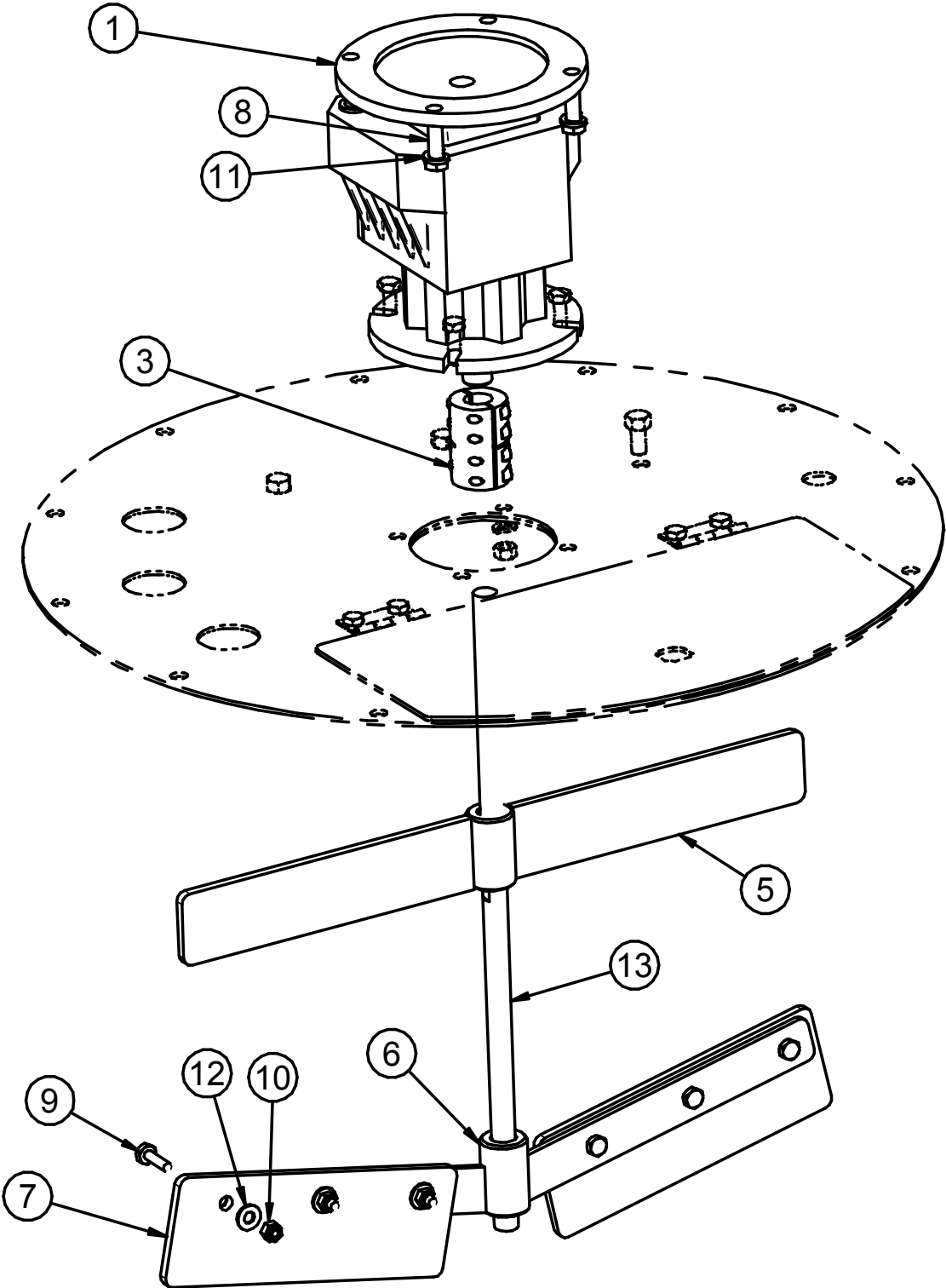
PUMP STANDS

ASSEMBLY MIX TANK STAINLESS STEEL 30 GALLON (04-03-0270 REV A0)

PART #		04-03-0270 REV A0	
Item #	Part #	Description	Qty
1	02-02-0006	VLV BALL .500 NPT 2WAY BRSS	2
2	02-03-0005	HOSE RNT .500 CLEAR	1
3	02-05-0028	FTTG .500 NPT DBL THD PPE BLKHD	3
4	02-06-0012	FTTG 90 DEG .500NPT FM SS	1
5	02-07-0007	FTTG NIP .500NPTX1.125 TBE SS CLOSE	1
6	02-07-0015	FTTG NIP .500 NPT X 6.00 TBE SS	2
7	02-08-0007	FTTG STGHT .500HB X .500NPT ML NYL	3
8	02-14-0001	FTTG PLUG SQHD .500 NPT SS	1
9	03-08-0308	NUT NYLOC .500 NPT 8464	1
10	05-03-1384	WDMT BASE 30GAL TANK	1
11	05-03-1610	ASSY SS TANK LID 30-60 GAL	1
12	06-01-0042	BOLT .375-16 X .750 SS 18-8	11
13	06-01-0083	BOLT .313-18 X 1.00 SS 18-8	4
14	06-02-0017	NUT FULL .313-18 SS 18-8	4
15	06-02-0024	NUT NYL LOCK .375-16 SS	1
16	06-04-0008	WSHR LOCK SPLT .375 SS 18-8	10
17	06-04-0010	WSHR LOCK SPLT .313 SS 18-8	4
18	06-07-0029	CLMP HOSE ONE EAR .716-.827 SS	3
19	06-09-0075	KNOB WING LATCH	1
20	06-09-0076	KNOB WING CAM	1
21	09-01-0003	ATWK LBL MADE IN USA YEL 2.50X2.50	1
22	09-01-0043	ATWK LBL USC 22.00 X 5.75 PRO-CUT	1
23	09-02-0001	ATWK LBL DANGER FINGERS	1

PUMP STANDS

ASSEMBLY AGITATION STAINLESS STEEL 30 GALLON 04-03-0273 REV A0)



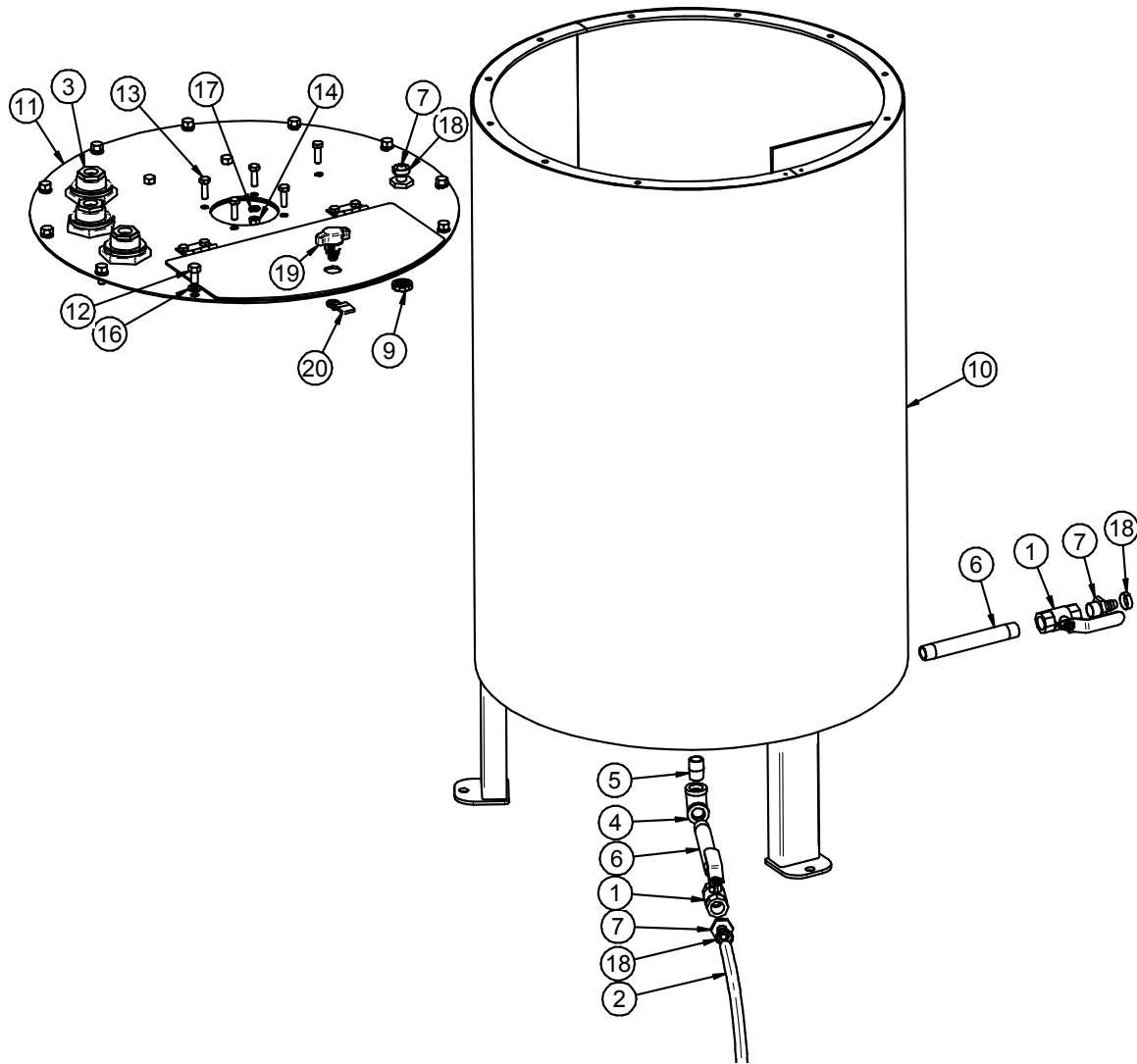
PUMP STANDS

ASSEMBLY AGITATION STAINLESS STEEL 30 GALLON 04-03-0273 REV A0)

PART #		04-03-0273 REV A0	
Item #	Part #	Description	Qty
1	01-01-0039	GBOX IL 56C 61.8:1 OTP INP	1
3	01-07-0015	CPLG CLPN .625 X .750 X 1.50OD SS	1
5	05-03-0069	WDMT 50GAL MIDDLE STIR ARM	1
6	05-03-0070	WDMT 50GAL LOWER STIR ARM	1
7	05-10-0878	PDL 50GAL WIPER	2
8	06-01-0016	BOLT .375-16 X 1.00 ZP GR5	4
9	06-01-0051	BOLT .250-20 X 1.00 SS 316	6
10	06-03-0007	NUT NYL LOCK .250-20 SS 18-8	6
11	06-04-0003	WSHR LOCK SPLT .375 ZP	4
12	06-05-0002	WSHR FLAT .250 X .625OD SS 18-8	6
13	102EAC	ROD 30 GAL DRV	1

PUMP STANDS

ASSEMBLY MIX TANK STAINLESS STEEL 60 GALLON (04-03-0271 REV A0)



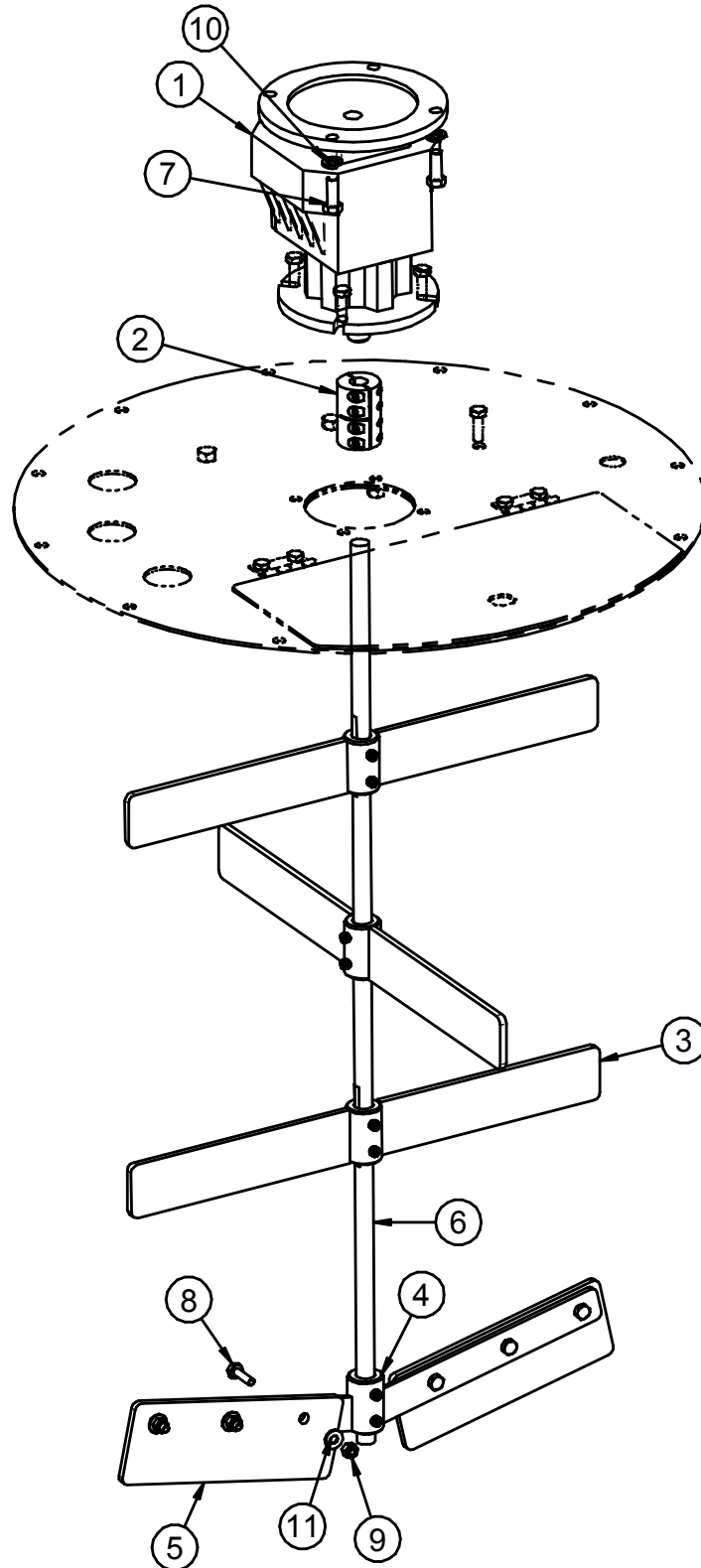
PUMP STANDS

ASSEMBLY MIX TANK STAINLESS STEEL 60 GALLON (04-03-0271 REV A0)

PART #		04-03-0271 REV A0	
Item #	Part #	Description	Qty
1	02-02-0006	VLV BALL .500 NPT 2WAY BRSS	2
2	02-03-0005	HOSE RNT .500 CLEAR	1
3	02-05-0028	FTTG .500 NPT DBL THD PPE BLKHD	3
4	02-06-0012	FTTG 90 DEG .500NPT FM SS	1
5	02-07-0007	FTTG NIP .500NPTX1.125 TBE SS CLOSE	1
6	02-07-0015	FTTG NIP .500 NPT X 6.00 TBE SS	2
7	02-08-0007	FTTG STGHT .500HB X .500NPT ML NYL	3
8	02-14-0001	FTTG PLUG SQHD .500 NPT SS	1
9	03-08-0308	NUT NYLOC .500 NPT 8464	1
10	05-03-1078	WDMT BASE 60GAL TANK	1
11	05-03-1610	ASSY SS TANK LID 30-60 GAL	1
12	06-01-0042	BOLT .375-16 X .750 SS 18-8	11
13	06-01-0083	BOLT .313-18 X 1.00 SS 18-8	5
14	06-02-0017	NUT FULL .313-18 SS 18-8	4
15	06-02-0024	NUT NYL LOCK .375-16 SS	1
16	06-04-0008	WSHR LOCK SPLT .375 SS 18-8	11
17	06-04-0010	WSHR LOCK SPLT .313 SS 18-8	4
18	06-07-0029	CLMP HOSE ONE EAR .716-.827 SS	3
19	06-09-0075	KNOB WING LATCH	1
20	06-09-0076	KNOB WING CAM	1

PUMP STANDS

ASSEMBLY AGITATION STAINLESS STEEL 60 GALLON (04-03-0275 REV A0)



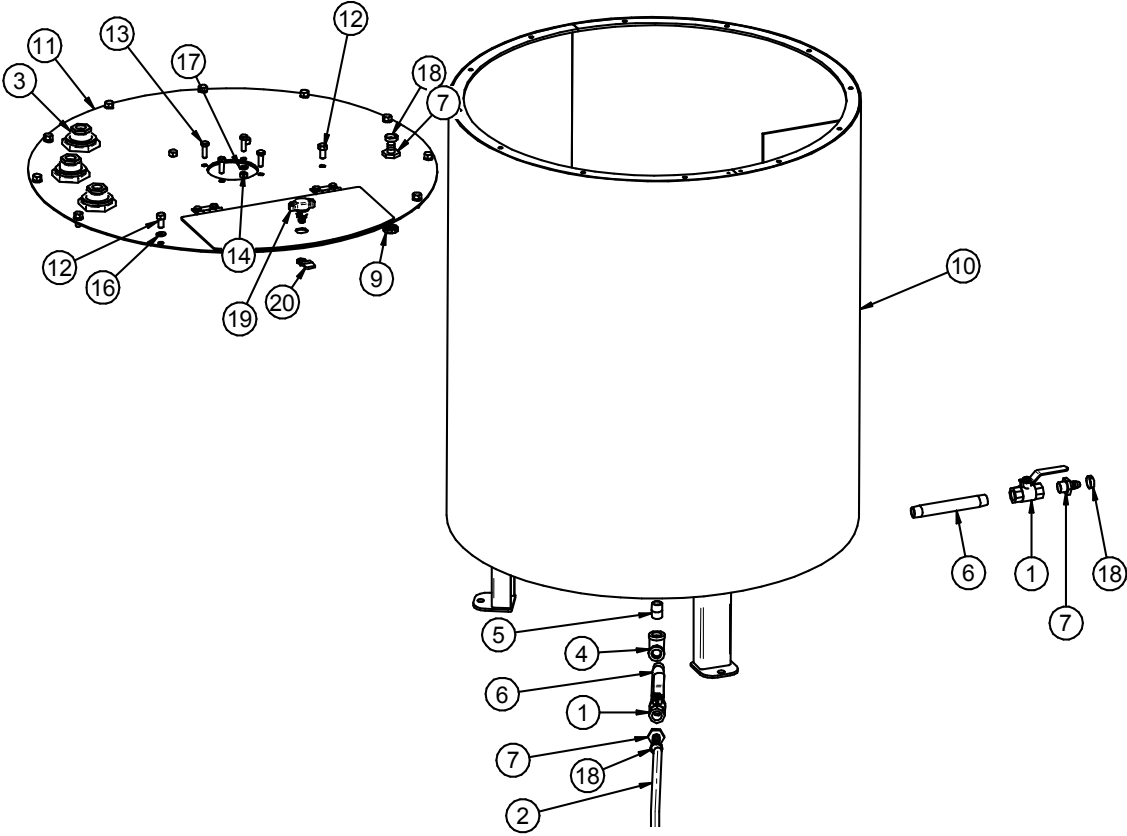
PUMP STANDS

ASSEMBLY AGITATION STAINLESS STEEL 60 GALLON (04-03-0275 REV A0)

PART #		04-03-0275 REV A0	
Item #	Part #	Description	Qty
1	01-01-0039	GBOX IL 56C 61.8:1 OTP INP	1
2	01-07-0015	CPLG CLPN .625 X .750 X 1.50OD SS	1
3	05-03-0069	WDMT 50GAL MIDDLE STIR ARM	3
4	05-03-0070	WDMT 50GAL LOWER STIR ARM	1
5	05-10-0878	PDL 50GAL WIPER	2
6	05-11-0341	ROD 60GAL DRV	1
7	06-01-0016	BOLT .375-16 X 1.00 ZP GR5	4
8	06-01-0051	BOLT .250-20 X 1.00 SS 316	6
9	06-03-0007	NUT NYL LOCK .250-20 SS 18-8	6
10	06-04-0003	WSHR LOCK SPLT .375 ZP	4
11	06-05-0002	WSHR FLAT .250 X .625OD SS 18-8	6

PUMP STANDS

ASSEMBLY MIX TANK STAINLESS STEEL 100 GALLON (04-03-0272 REV A0)



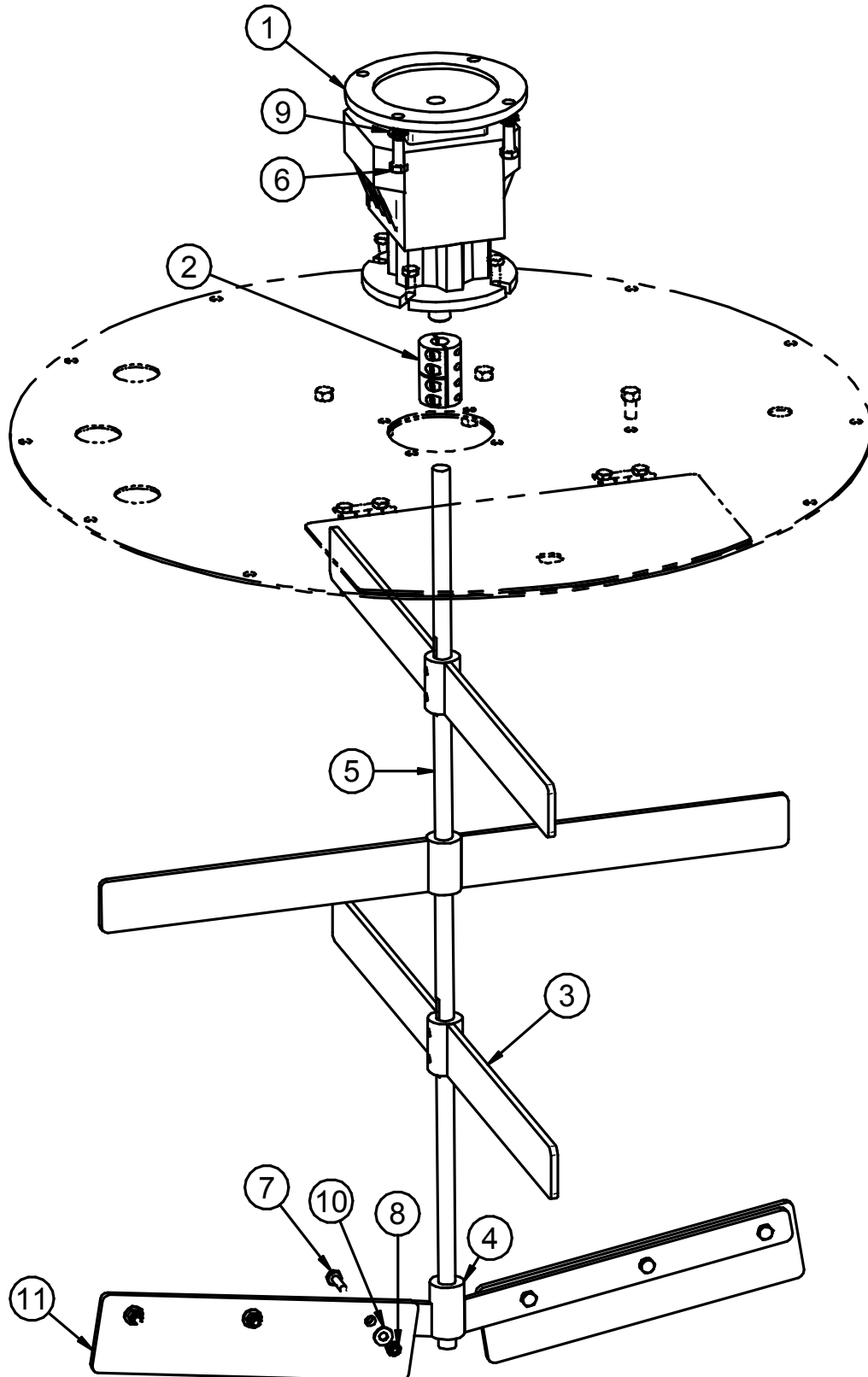
PUMP STANDS

ASSEMBLY MIX TANK STAINLESS STEEL 100 GALLON (04-03-0272 REV A0)

PART #		04-03-0272 REV A0	
Item #	Part #	Description	Qty
1	02-02-0006	VLV BALL .500 NPT 2WAY BRSS	2
2	02-03-0005	HOSE RNT .500 CLEAR	1
3	02-05-0028	FTTG .500 NPT DBL THD PPE BLKHD	3
4	02-06-0012	FTTG 90 DEG .500NPT FM SS	1
5	02-07-0007	FTTG NIP .500NPTX1.125 TBE SS CLOSE	1
6	02-07-0015	FTTG NIP .500 NPT X 6.00 TBE SS	2
7	02-08-0007	FTTG STGHT .500HB X .500NPT ML NYL	3
8	02-14-0001	FTTG PLUG SQHD .500 NPT SS	1
9	03-08-0308	NUT NYLOC .500 NPT 8464	1
10	05-03-1244	WDMT BASE 100GAL TANK	1
11	05-03-1611	ASSY SS TANK LID 100 GAL	1
12	06-01-0042	BOLT .375-16 X .750 SS 18-8	11
13	06-01-0083	BOLT .313-18 X 1.00 SS 18-8	4
14	06-02-0017	NUT FULL .313-18 SS 18-8	4
15	06-02-0024	NUT NYL LOCK .375-16 SS	1
16	06-04-0008	WSHR LOCK SPLT .375 SS 18-8	10
17	06-04-0010	WSHR LOCK SPLT .313 SS 18-8	4
18	06-07-0029	CLMP HOSE ONE EAR .716-.827 SS	3
19	06-09-0075	KNOB WING LATCH	1
20	06-09-0076	KNOB WING CAM	1

PUMP STANDS

ASSEMBLY AGITATION STAINLESS STEEL 100 GALLON (04-03-0277 REV A0)



PUMP STANDS

ASSEMBLY AGITATION STAINLESS STEEL 100 GALLON (04-03-0277 REV A0)

PART #		04-03-0277 REV A0	
Item #	Part #	Description	Qty
1	01-01-0039	GBOX IL 56C 61.8:1 OTP INP	1
2	01-07-0015	CPLG CLPN .625 X .750 X 1.50OD SS	1
3	05-03-1246	WDMT 100 GAL MIDDLE STIR ARM	3
4	05-03-1247	WDMT 100 GAL LOWER STIR ARM	1
5	05-11-0341	ROD 60GAL DRV	1
6	06-01-0016	BOLT .375-16 X 1.00 ZP GR5	4
7	06-01-0051	BOLT .250-20 X 1.00 SS 316	6
8	06-03-0007	NUT NYL LOCK .250-20 SS 18-8	6
9	06-04-0003	WSHR LOCK SPLT .375 ZP	4
10	06-05-0002	WSHR FLAT .250 X .625OD SS 18-8	6
11	102818	PLD 100 GAL WIPER	2

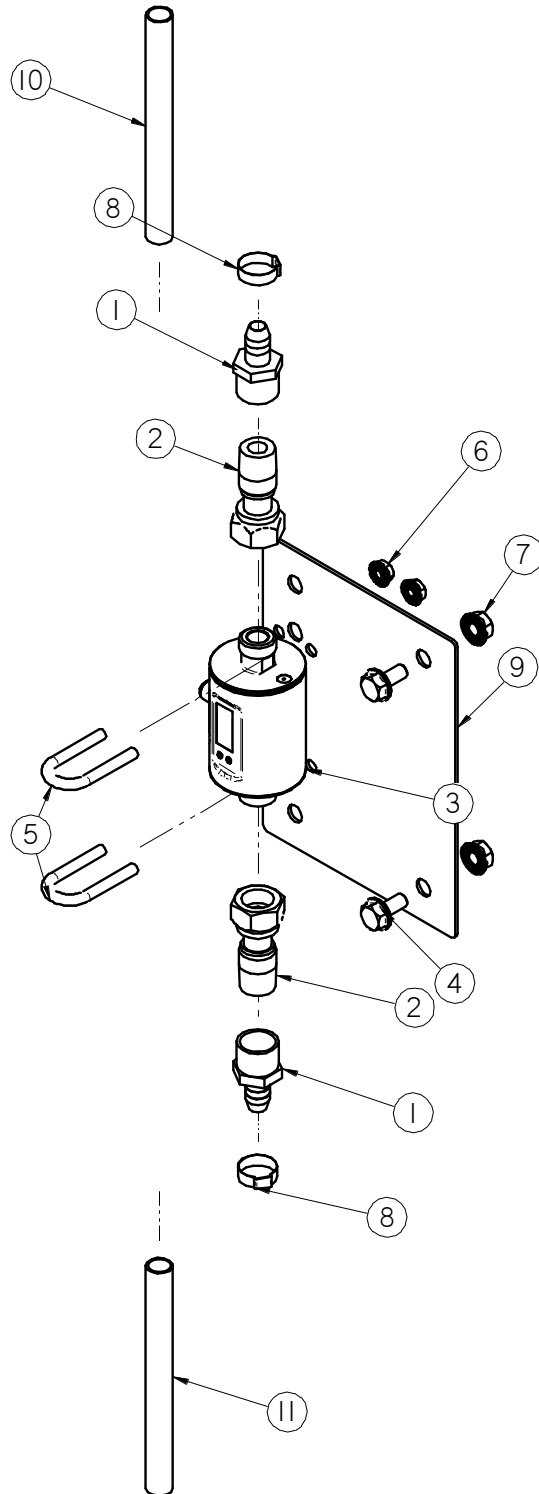
PUMP STANDS

ASSEMBLY AGITATION SWITCHES

AGITATION SWITCHES (POLY TANKS)		
VOLTAGE	PART #	DESCRIPTION
120 / 1PH	03-13-0030	KIT SW MNL MP .07 HP MIX MTR 1-1.6A
240V / 1PH	03-13-0036	KIT SW MNL MP MIX MTR .4 - .63A
AGITATION SWITCHES (STAINLESS STEEL TANKS)		
VOLTAGE	PART #	DESCRIPTION
120V / 1PH	03-13-0027	KIT SW MNL MP .33 HP MTR CHEM TNK
240V / 1PH	03-13-0034	KIT SW MNL MP MIX MTR 2.5-4.0A 240V

PUMP STANDS

ASSEMBLY VOLUMETRIC FLOWMETER (05-03-1615 REV A0)



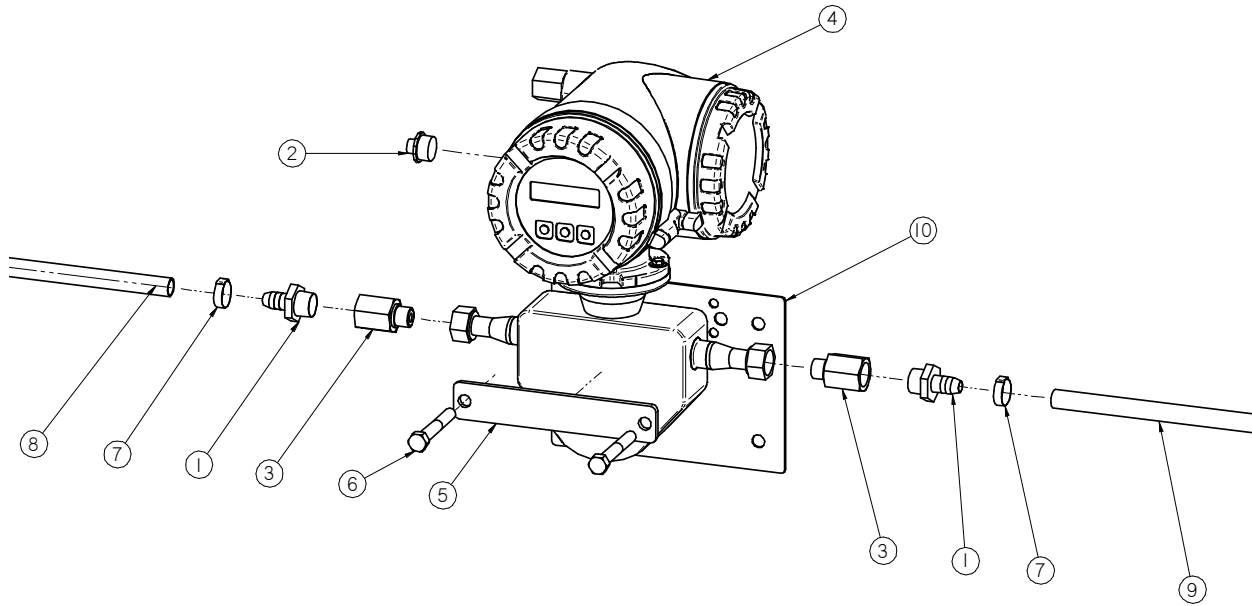
PUMP STANDS

ASSEMBLY VOLUMETRIC FLOWMETER (05-03-1615 REV A0)

PART #		05-03-1615 REV A0	
Item #	Part #	Description	Qty
1	02-08-0026	FTTG STGHT .500HB X .500NPT FM NYL	2
2	03-18-0020	FTTG ADPTR G1/2 TO 1/2NPT ML IFM	1
3	03-18-0025	FLMT IFM EFECTOR SM6000 NO NEG FLO	1
4	06-01-0124	BOLT FLG .375-16 X .750 ZP GR5	2
5	06-01-0199	BOLT U .250-20 X 0.75 X 2.25 ZP	2
6	06-03-0013	NUT LOCK FLG .250-20 ZP GR5	4
7	06-03-0014	NUT LOCK FLG .375-16 ZP GR5	2
8	06-07-0029	CLMP HOSE ONE EAR .716-.827 SS	2
9	1029CF	BRKT MNT	1
10	102A3B	TUBE FLOWMETER TO AUTO VLV	1
11	102A3C	TUBE MANIFOLD TO FLOWMETER	1

PUMP STANDS

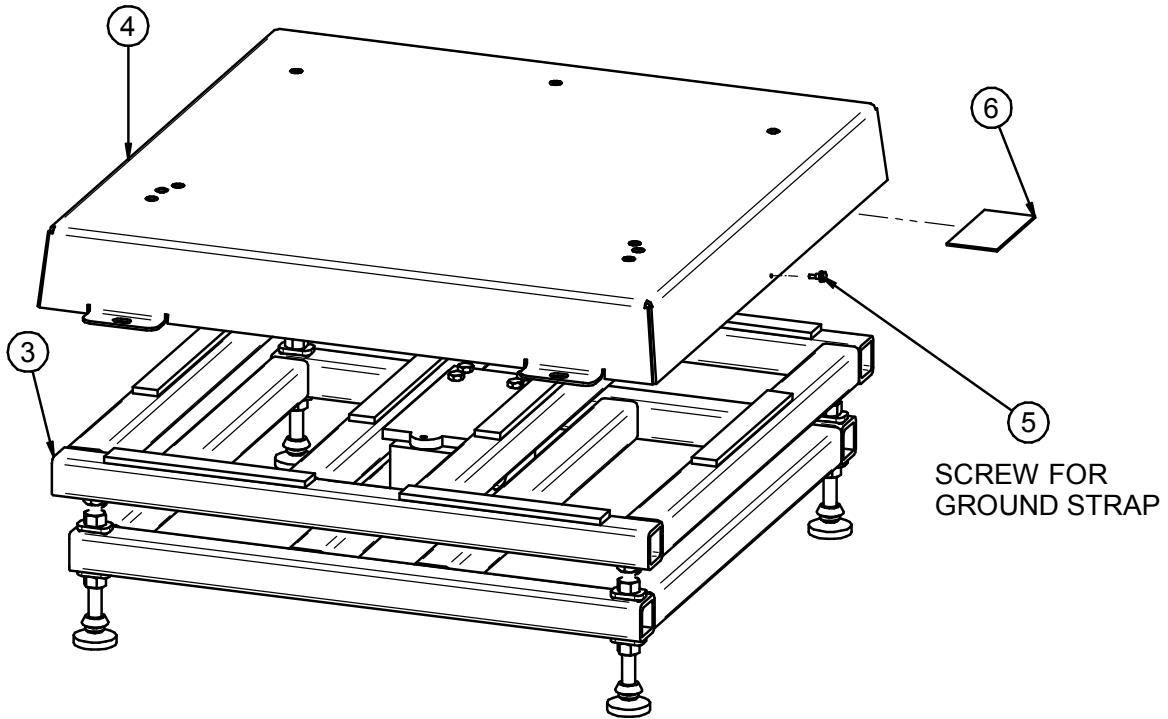
ASSEMBLY MASS FLOWMETER (05-03-1536 REV A0)



PART #		05-03-1536 RREV A0	
Item #	Part #	Description	Qty
1	02-08-0007	FTTG STGHT .500HB X .500NPT ML NYL	2
2	03-06-0109	CONN TRCK FS 4.4-0.6/14.5/NPT	1
3	03-18-0021	FTTG ADPTR 1/2" VCO X 1/2" FPT E+H	2
4	03-18-0030	FLMT PROMASS 80E08 DN8 3/8IN 24VDC	1
5	05-10-3413	BRACKET FLMT CLAMP E&H 83E	1
6	06-01-0116	BOLT .375-16 X 2.75 ZP GR5	2
8	06-07-0029	CLMP HOSE ONE EAR .716-.827 SS	2
9	1022AE	TUBE MANIFOLD TO FLOWMETER	1
10	102342	TUBE FLOWMETER TO SOLENOID VALVE	1
11	1029CF	BRKT MNT	1

PUMP STANDS

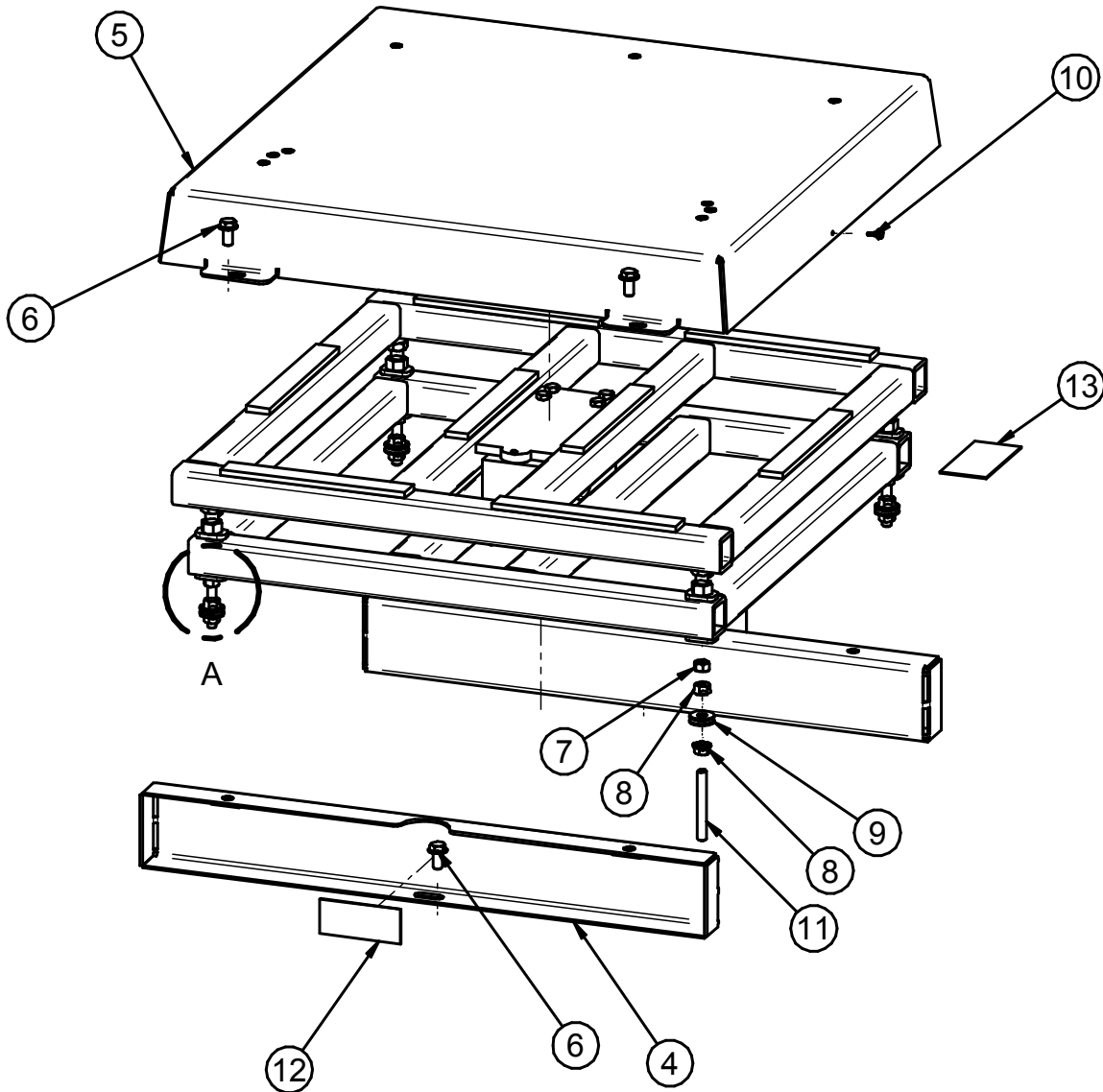
ASSEMBLY SCALE KIT LIW FLOOR MOUNT (13-05-0686 REV A1)



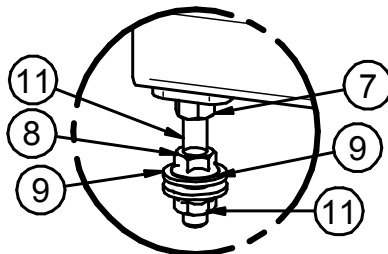
PART #		13-05-0686 REV A1	
Item #	Part #	Description	Qty
1	03-08-0273	CONN 12" GROUNDING STRAP	1
2	03-08-0350	CONN TRCK 8PIN FLD-WR MALE 4-6MM	1
3	03-19-0101	SCL RL BENCHMARK 24X24X1500	1
4	05-03-1073	WDMT SCALE LID PUMPSTD	1
5	06-06-0005	SCRW SDST 10-16 X .500 HH WSHR ZP	1
6	09-02-0025	LBL ATWRK CAUTION SCALE CONTACT	1

PUMP STANDS

ASSEMBLY SCALE KIT LIW BOX MOUNT (13-05-0687 REV A1)



CENTER LABEL ON
SPACER BRKT
(2) PLCS



DETAIL A

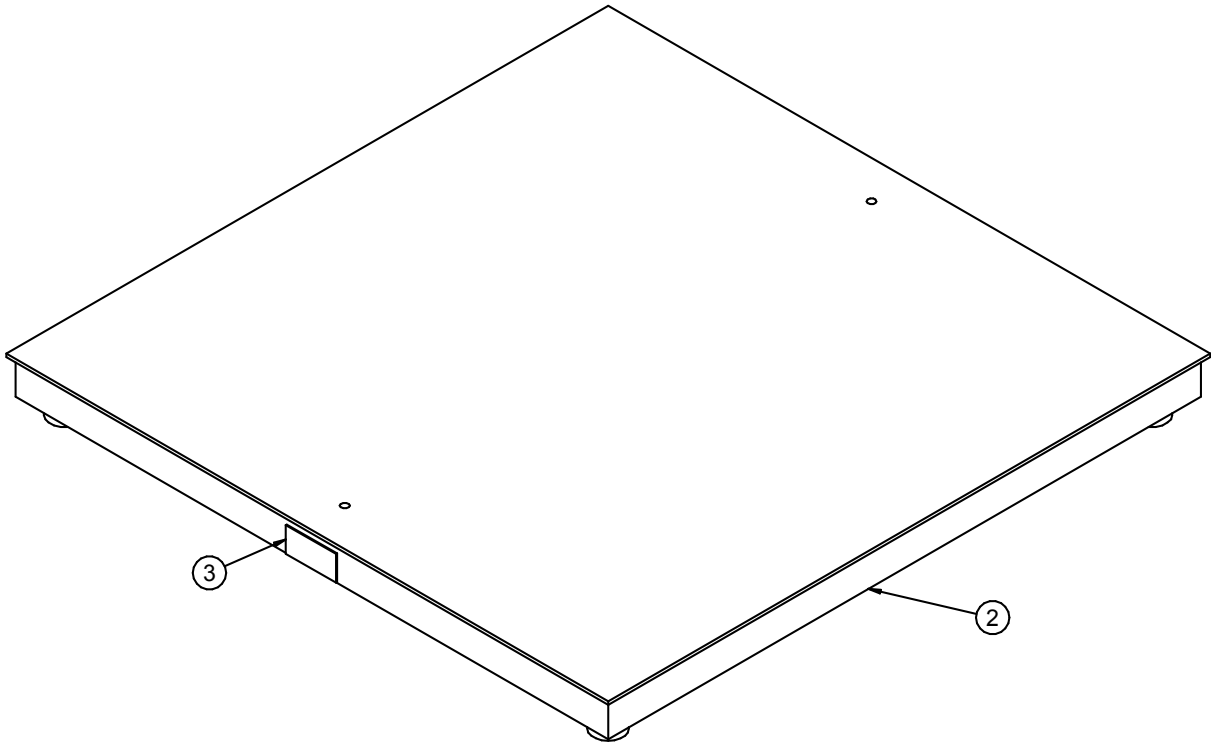
PUMP STANDS

ASSEMBLY SCALE KIT LIW BOX MOUNT (13-05-0687 REV A1)

PART #		13-05-0687 REV A1	
Item #	Part #	Description	Qty
1	03-08-0273	CONN 12" GROUNDING STRAP	1
2	03-08-0350	CONN TRCK 8PIN FLD-WR MALE 4-6MM	1
3	03-19-0101	SCL RL BENCHMARK 24X24X1500	1
4	05-03-1072	ASSY SPACER PUMPSTD	1
5	05-03-1073	WDMT SCALE LID PUMPSTD	1
6	06-01-0124	BOLT FLG .375-16 X .750 ZP GR5	6
7	06-02-0003	NUT FULL .375-16 ZP GR5	4
8	06-03-0014	NUT LOCK FLG .375-16 ZP GR5	8
9	06-05-0004	WSHR FLAT .375 ZP	8
10	06-06-0005	SCRW SDST 10-16 X .500 HH WSHR ZP	1
11	06-14-0013	STUD .375-16 ZP X 3.00 ZP	4
12	09-02-0020	LBL ATWRK ATT SCALE BRKT	2
13	09-02-0025	LBL ATWRK CAUTION SCALE CONTACT	1

PUMP STANDS

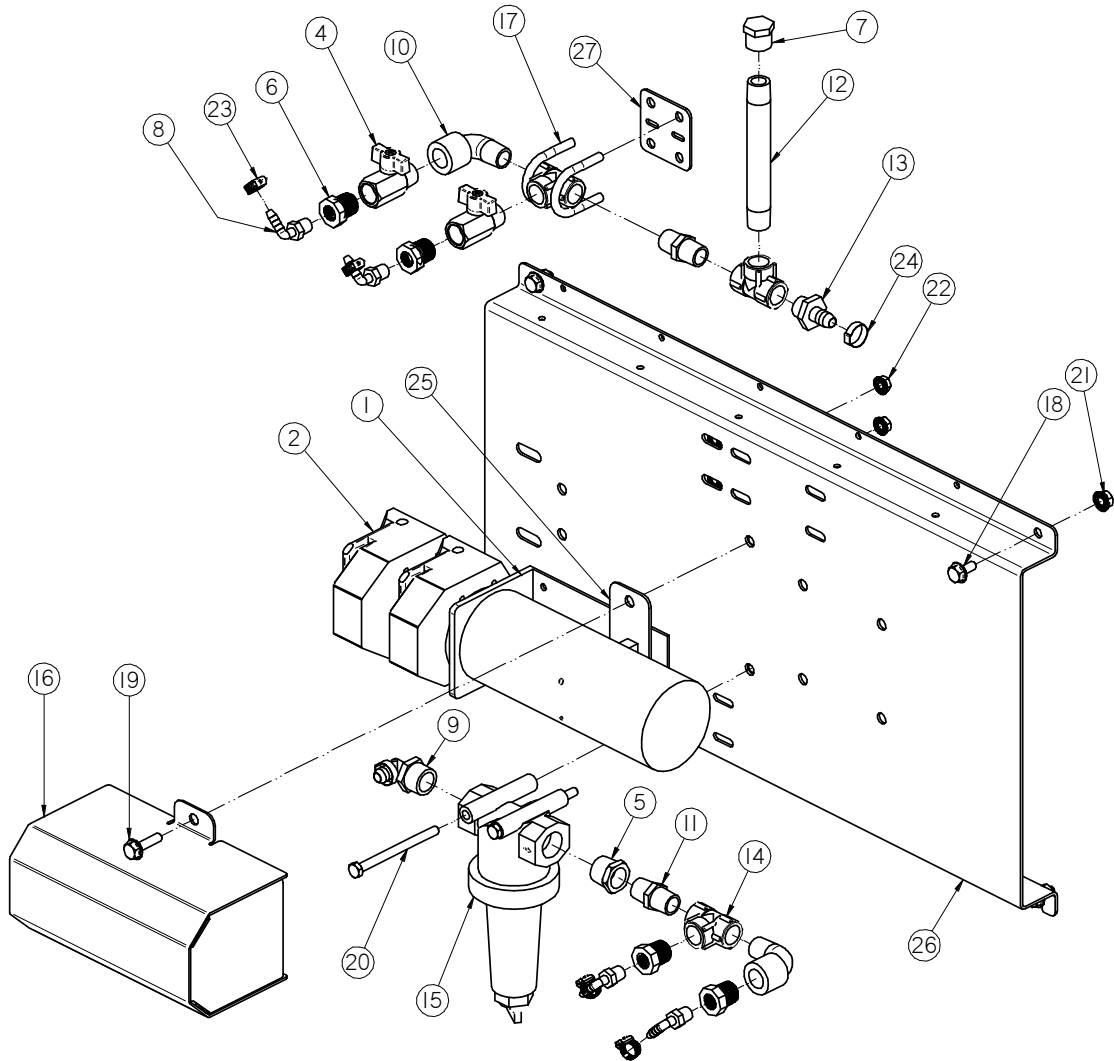
ASSEMBLY SCALE KIT LIW FLOOR MOUNT 4X4 (13-05-0781 REV A0)



PART #		13-05-0781 REV A0	
Item #	Part #	Description	Qty
1	03-08-0350	CONN TRCK 8PIN FLD-WR MALE 4-6MM	1
2	03-19-0105	SCL 4X4FT 5KLBS FLOOR SCALE OP-916	1
3	09-02-0025	LBL ATWRK CAUTION SCALE CONTACT	1

PUMP STANDS

ASSEMBLY PUMP KIT LOW VOLUME (13-04-0210 REV A5)



PUMP STANDS

ASSEMBLY PUMP KIT LOW VOLUME (13-04-0210 REV A5)

PART #		13-04-0210 REV A5		
Item #	Part #	Description	Qty	See Page
1	01-01-0207	MOTOR MASTERFLEX 1-100 RPM 90VDC	1	
2	02-01-0005	PUMP HEAD PRST MF PS600RPM 956-0025	2	
3	02-01-0013	PUMP DUAL MF HARDWARE SS - LS HEAD	1	
4	02-02-0127	VLV BALL 2WAY .5 FNPT X .5 MNPT	2	
5	02-04-0008	FTTG BUSH .750NPT X .500NPT SS	1	
6	02-04-0044	FTTG BUSH .50NPT X .25NPT PVC	4	
7	02-05-0086	FTTG END CAP .500 NPT BP	1	
8	02-06-0002	FTTG 90 DEG .250HB X .250NPT ML NYL	4	
9	02-06-0011	FTTG 90 DEG .500HB X .750NPT ML NYL	1	
10	02-06-0017	FTTG 90 DEG STRT .500NPT PPE BLK	2	
11	02-07-0009	FTTG NIP .500 NPT X 1.75 TBE BLK PL	2	
12	02-07-0060	FTTG NIP .500 NPT X 6.00 TBE PVC	1	
13	02-08-0007	FTTG STGHT .500HB X .500NPT ML NYL	1	
14	02-09-0005	FTTG TEE .500 NPT PPE	3	
15	02-12-0011	FLTR TEE PPE .750 NPT 16 MESH BANJO	1	
16	05-06-0101	WDMT PUMP MTR COVER	1	
17	06-01-0037	BOLT U .313-18 X 1.00 X .375 ZP GR5	2	
18	06-01-0124	BOLT FLG .375-16 X .750 ZP GR5	4	
19	06-01-0189	BOLT FLG .375-16 X 1.250 ZP GR5	2	
20	06-01-0248	BOLT .3125-18X4.00 HH G5 ZP	2	
21	06-03-0014	NUT LOCK FLG .375-16 ZP GR5	6	
22	06-03-0019	NUT LOCK FLG .313-18 ZP GR5	6	
23	06-07-0005	CLMP HOSE .219 TO .625 X .313W ZP	4	
24	06-07-0029	CLMP HOSE ONE EAR .716-.827 SS	2	
25	102276	BRKT PUMP MOUNT PUMPSTD	1	
26	1043BE	BRKT PUMP ALL HEADS PUMPSTD	1	
27	105970	PLT TEE LOCATOR	1	
28	13-05-0453	HOSE MF .250 NPRN BLK - LS-24 20IN	6	51

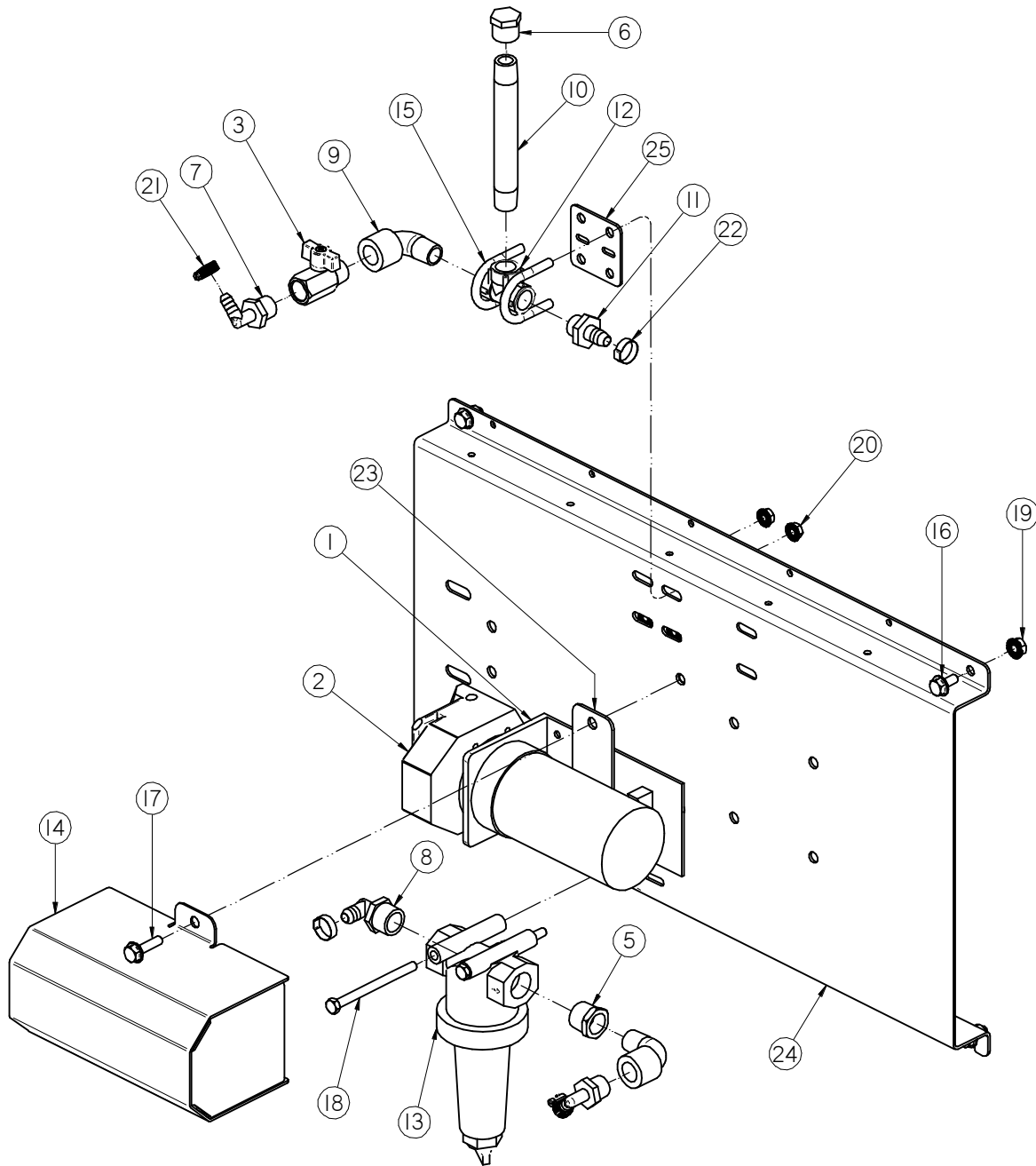
ASSEMBLY HOSE KIT .25 DIAMETER 20 IN LONG (13-05-0453 REV A0)

PART #		13-05-0453 REV A0	
Item #	Part #	Description	Qty
1	02-03-0016	HOSE MF .250 NPRN BLK - LS24	2.333



PUMP STANDS

ASSEMBLY PUMP KIT 1 HEAD (13-04-0211 REV A4)



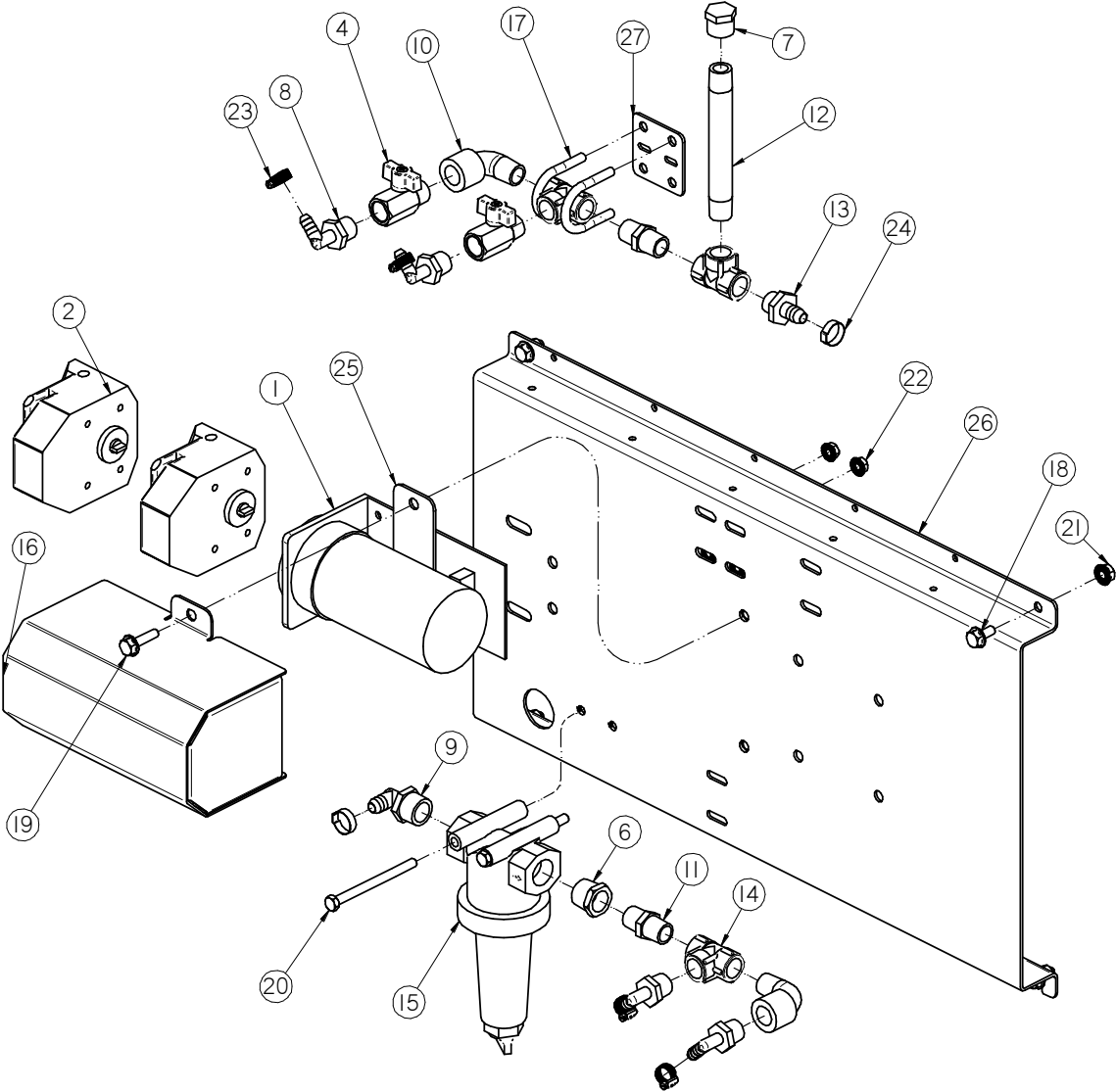
PUMP STANDS

ASSEMBLY PUMP KIT 1 HEAD (13-04-0211 REV A4)

PART #		13-04-0211 REV A4	
Item #	Part #	Description	Qty
1	01-01-0010	MTR .1HP 6-600RPM 90VDC	1
2	02-01-0005	PUMP HEAD PRST MF PS600RPM 956-0025	1
3	02-02-0127	VLV BALL 2WAY .5 FNPT X .5 MNPT	1
4	02-03-0001	HOSE MF .375 NPRN BLK - LS35 .31 ID	7
5	02-04-0008	FTTG BUSH .750NPT X .500NPT SS	1
6	02-05-0086	FTTG END CAP .500 NPT BP	1
7	02-06-0006	FTTG 90 DEG .375HB X .500NPT ML NYL	2
8	02-06-0011	FTTG 90 DEG .500HB X .750NPT ML NYL	1
9	02-06-0017	FTTG 90 DEG STRT .500NPT PPE BLK	2
10	02-07-0060	FTTG NIP .500 NPT X 6.00 TBE PVC	1
11	02-08-0007	FTTG STGHT .500HB X .500NPT ML NYL	1
12	02-09-0005	FTTG TEE .500 NPT PPE	1
13	02-12-0011	FLTR TEE PPE .750 NPT 16 MESH BANJO	1
14	05-06-0101	WDMT PUMP MTR COVER	1
15	06-01-0037	BOLT U .313-18 X 1.00 X .375 ZP GR5	2
16	06-01-0124	BOLT FLG .375-16 X .750 ZP GR5	4
17	06-01-0189	BOLT FLG .375-16 X 1.250 ZP GR5	2
18	06-01-0248	BOLT .3125-18X4.00 HH G5 ZP	2
19	06-03-0014	NUT LOCK FLG .375-16 ZP GR5	6
20	06-03-0019	NUT LOCK FLG .313-18 ZP GR5	6
21	06-07-0005	CLMP HOSE .219 TO .625 X .313W ZP	2
22	06-07-0029	CLMP HOSE ONE EAR .716-.827 SS	2
23	102276	BRKT PUMP MOUNT PUMPSTD	1
24	1043BE	BRKT PUMP ALL HEADS PUMPSTD	1
25	105970	PLT TEE LOCATOR	1

PUMP STANDS

ASSEMBLY PUMP KIT 2 HEAD (13-04-0212 REV A3)



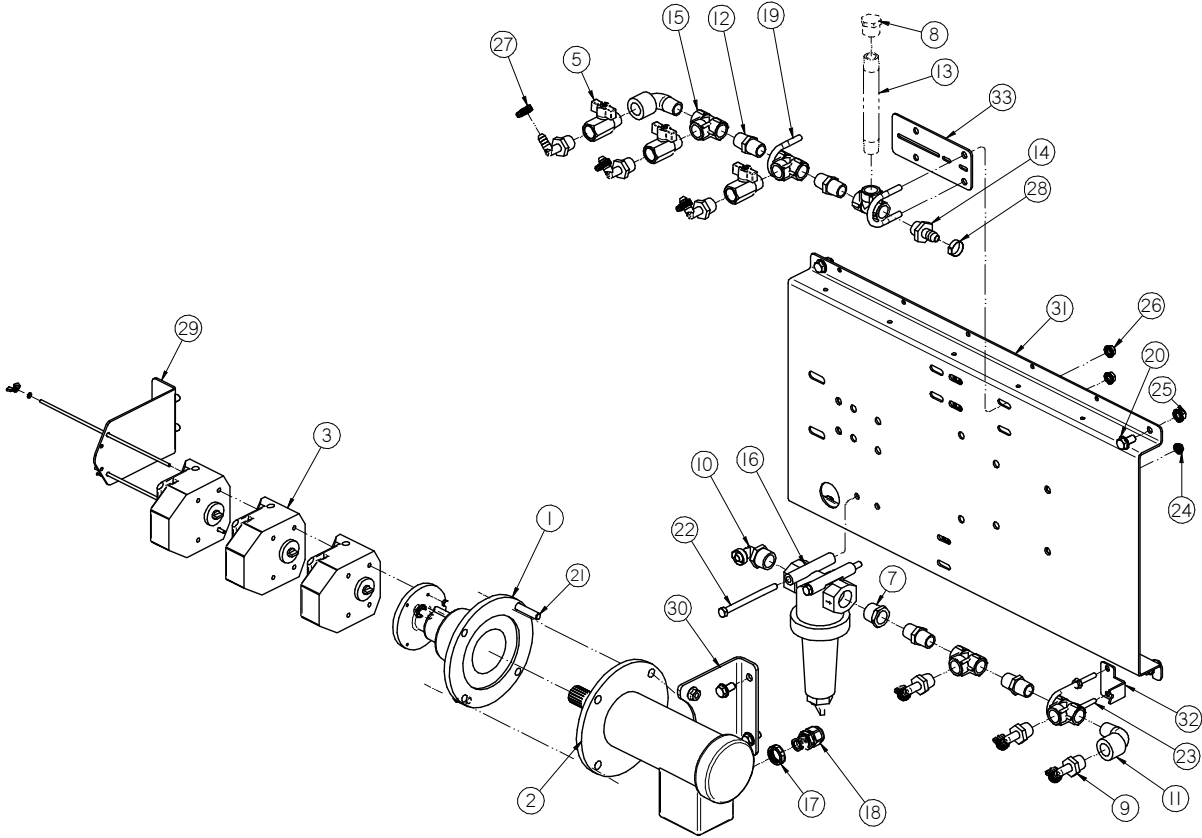
PUMP STANDS

ASSEMBLY PUMP KIT 2 HEAD (13-04-0212 REV A3)

PART #		13-04-0212 REV A3	
Item #	Part #	Description	Qty
1	01-01-0010	MTR .1HP 6-600RPM 90VDC	1
2	02-01-0005	PUMP HEAD PRST MF PS600RPM 956-0025	2
3	02-01-0013	PUMP DUAL MF HARDWARE SS - LS HEAD	1
4	02-02-0127	VLV BALL 2WAY .5 FNPT X .5 MNPT	2
5	02-03-0001	HOSE MF .375 NPRN BLK - LS35 .31 ID	14
6	02-04-0008	FTTG BUSH .750NPT X .500NPT SS	1
7	02-05-0086	FTTG END CAP .500 NPT BP	1
8	02-06-0006	FTTG 90 DEG .375HB X .500NPT ML NYL	4
9	02-06-0011	FTTG 90 DEG .500HB X .750NPT ML NYL	1
10	02-06-0017	FTTG 90 DEG STRT .500NPT PPE BLK	2
11	02-07-0009	FTTG NIP .500 NPT X 1.75 TBE BLK PL	2
12	02-07-0060	FTTG NIP .500 NPT X 6.00 TBE PVC	1
13	02-08-0007	FTTG STGHT .500HB X .500NPT ML NYL	1
14	02-09-0005	FTTG TEE .500 NPT PPE	3
15	02-12-0011	FLTR TEE PPE .750 NPT 16 MESH BANJO	1
16	05-06-0101	WDMT PUMP MTR COVER	1
17	06-01-0037	BOLT U .313-18 X 1.00 X .375 ZP GR5	2
18	06-01-0124	BOLT FLG .375-16 X .750 ZP GR5	4
19	06-01-0189	BOLT FLG .375-16 X 1.250 ZP GR5	2
20	06-01-0248	BOLT .3125-18X4.00 HH G5 ZP	2
21	06-03-0014	NUT LOCK FLG .375-16 ZP GR5	6
22	06-03-0019	NUT LOCK FLG .313-18 ZP GR5	6
23	06-07-0005	CLMP HOSE .219 TO .625 X .313W ZP	4
24	06-07-0029	CLMP HOSE ONE EAR .716-.827 SS	2
25	102276	BRKT PUMP MOUNT PUMPSTD	1
26	1043BE	BRKT PUMP ALL HEADS PUMPSTD	1
27	105970	PLT TEE LOCATOR	1

PUMP STANDS

ASSEMBLY PUMP KIT 3 HEAD (13-04-0213 REV A5)



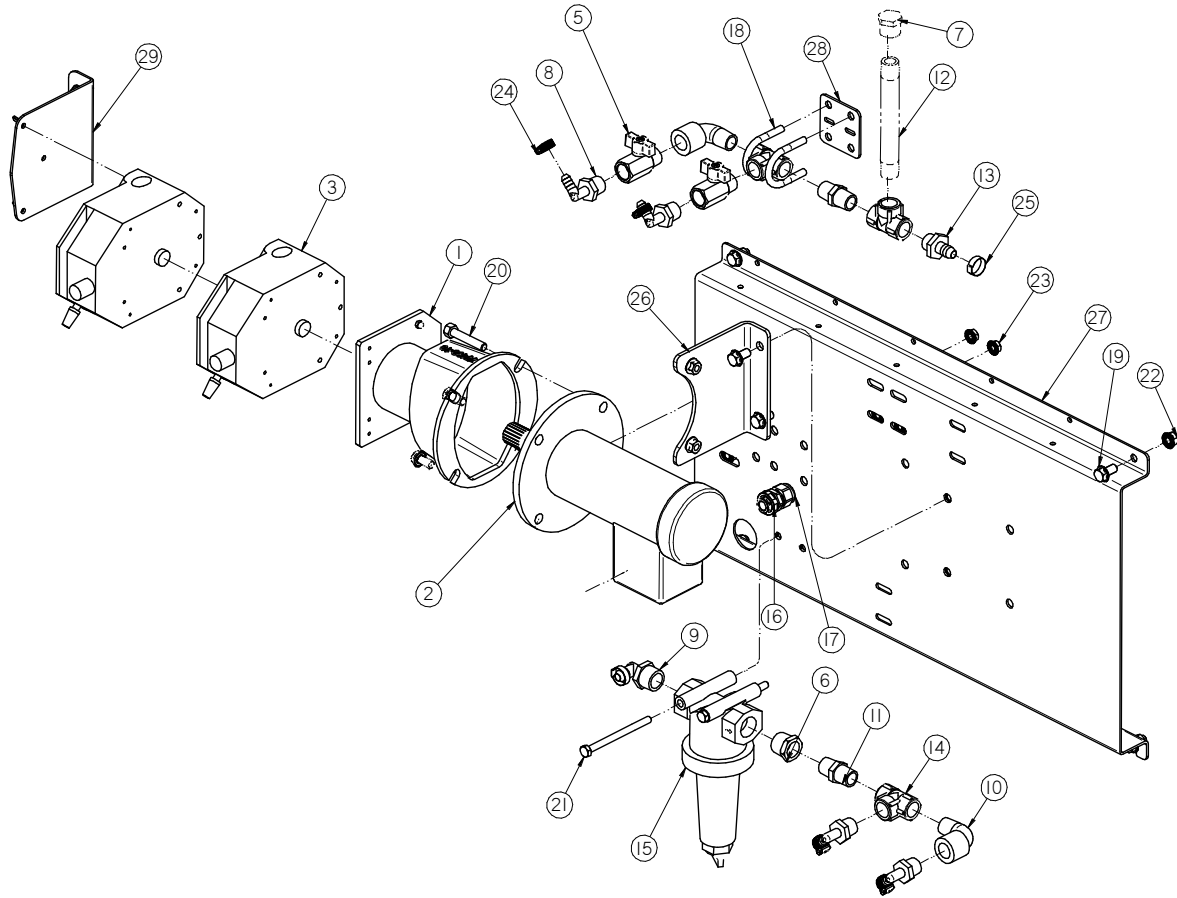
PUMP STANDS

ASSEMBLY PUMP KIT 3 HEAD (13-04-0213 REV A5)

PART #		13-04-0213 REV A5	
Item #	Part #	Description	Qty
1	01-01-0066	GBOX 56C FR 3.7:1 GR	1
2	01-01-0160	MTR .25HP 2500 RPM 34 90VDC	1
3	02-01-0005	PUMP HEAD PRST MF PS600RPM 956-0025	3
4	02-01-0033	PUMP 3 MF HARDWARE SS - LS HEAD	1
5	02-02-0127	VLV BALL 2WAY .5 FNPT X .5 MNPT	3
6	02-03-0001	HOSE MF .375 NPRN BLK - LS35 .31 ID	21
7	02-04-0008	FTTG BUSH .750NPT X .500NPT SS	1
8	02-05-0086	FTTG END CAP .500 NPT BP	1
9	02-06-0006	FTTG 90 DEG .375HB X .500NPT ML NYL	6
10	02-06-0011	FTTG 90 DEG .500HB X .750NPT ML NYL	1
11	02-06-0017	FTTG 90 DEG STRT .500NPT PPE BLK	2
12	02-07-0009	FTTG NIP .500 NPT X 1.75 TBE BLK PL	4
13	02-07-0060	FTTG NIP .500 NPT X 6.00 TBE PVC	1
14	02-08-0007	FTTG STGHT .500HB X .500NPT ML NYL	1
15	02-09-0005	FTTG TEE .500 NPT PPE	5
16	02-12-0011	FLTR TEE PPE .750 NPT 16 MESH BANJO	1
17	03-08-0308	NUT NYLOC .500 NPT 8464	1
18	03-08-0381	CONN CG HEYCO M3200 LTCG 1/2 NPT	1
19	06-01-0037	BOLT U .313-18 X 1.00 X .375 ZP GR5	2
20	06-01-0124	BOLT FLG .375-16 X .750 ZP GR5	10
21	06-01-0137	BOLT .375-16 X 2.00 ZP GR5 FTH	2
22	06-01-0248	BOLT .3125-18X4.00 HH G5 ZP	2
23	06-01-0298	BOLT U .250-20 X 1.375 X 3.438 ZP	1
24	06-03-0013	NUT LOCK FLG .250-20 ZP GR5	4
25	06-03-0014	NUT LOCK FLG .375-16 ZP GR5	10
26	06-03-0019	NUT LOCK FLG .313-18 ZP GR5	6
27	06-07-0005	CLMP HOSE .219 TO .625 X .313W ZP	6
28	06-07-0029	CLMP HOSE ONE EAR .716-.827 SS	2
29	102213	BRKT 3PUMPHEAD MNT PUMPSTD	1
30	102214	BRKT 3HEAD MOTOR MNT PUMPSTD	1
31	1043BE	BRKT PUMP ALL HEADS PUMPSTD	1
32	1043C1	BRKT SUPP MNFD	1
33	105971	PLT TEE LOCATOR 3-HD	1

PUMP STANDS

ASSEMBLY PUMP KIT HIGH VOLUME (13-04-0214 REV A4)



PUMP STANDS

ASSEMBLY PUMP KIT HIGH VOLUME (13-04-0214 REV A4)

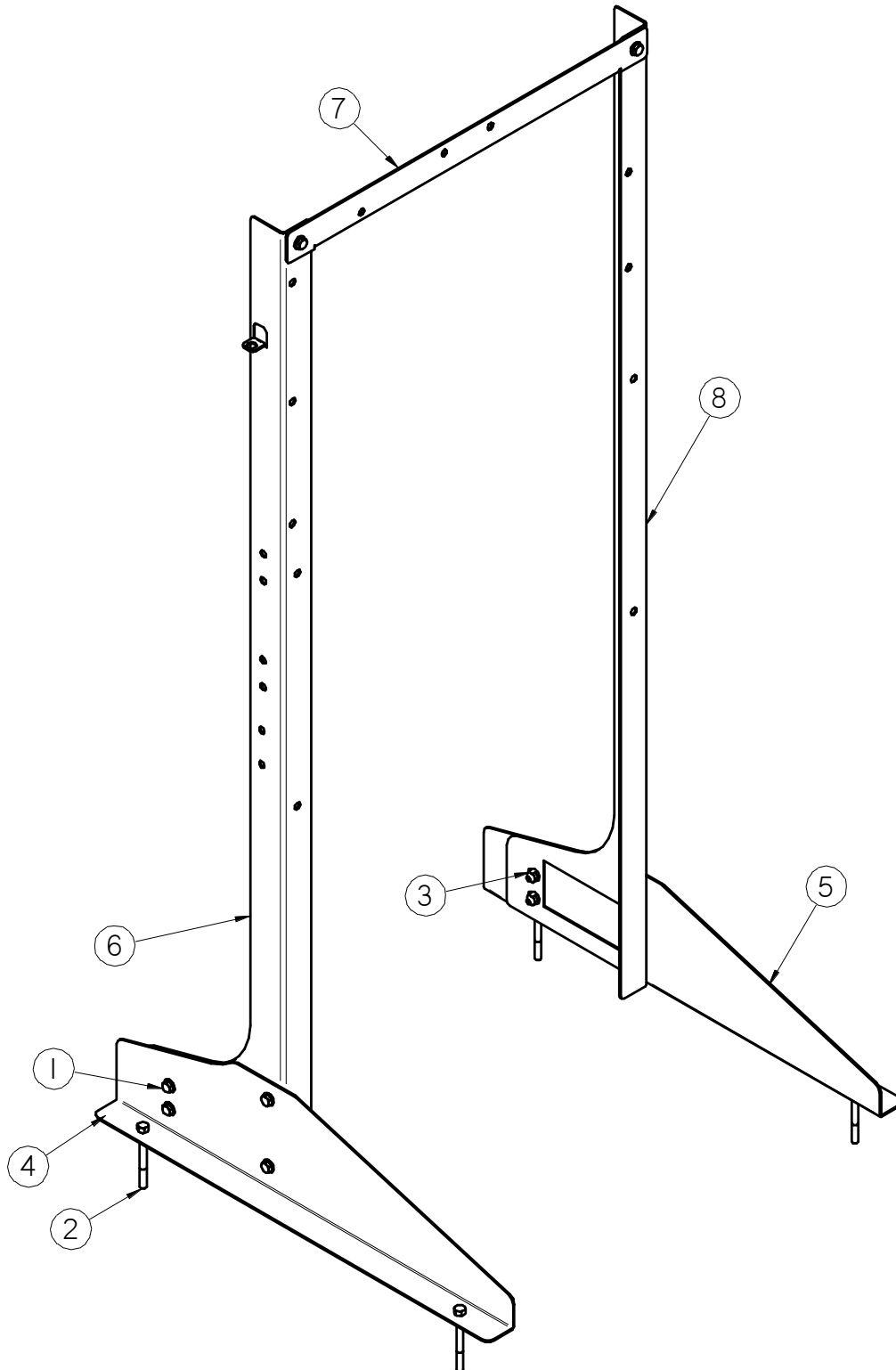
PART #		13-04-0214 REV A4	
Item #	Part #	Description	Qty
1	01-01-0016	GBOX 56C FR 4.8:1 GR 77490-10	1
2	01-01-0160	MTR .25HP 2500 RPM 34 90VDC	1
3	02-01-0004	PUMP HEAD PRST MF IP200RPM 970-0000	2
4	02-01-0026	PUMP DUAL MF IP HARDWARE SS	1
5	02-02-0127	VLV BALL 2WAY .5 FNPT X .5 MNPT	2
6	02-04-0008	FTTG BUSH .750NPT X .500NPT SS	1
7	02-05-0086	FTTG END CAP .500 NPT BP	1
8	02-06-0006	FTTG 90 DEG .375HB X .500NPT ML NYL	4
9	02-06-0011	FTTG 90 DEG .500HB X .750NPT ML NYL	1
10	02-06-0017	FTTG 90 DEG STRT .500NPT PPE BLK	2
11	02-07-0009	FTTG NIP .500 NPT X 1.75 TBE BLK PL	2
12	02-07-0060	FTTG NIP .500 NPT X 6.00 TBE PVC	1
13	02-08-0007	FTTG STGHT .500HB X .500NPT ML NYL	1
14	02-09-0005	FTTG TEE .500 NPT PPE	3
15	02-12-0011	FLTR TEE PPE .750 NPT 16 MESH BANJO	1
16	03-08-0308	NUT NYLOC .500 NPT 8464	1
17	03-08-0381	CONN CG HEYCO M3200 LTCC 1/2 NPT	1
18	06-01-0037	BOLT U .313-18 X 1.00 X .375 ZP GR5	2
19	06-01-0124	BOLT FLG .375-16 X .750 ZP GR5	10
20	06-01-0137	BOLT .375-16 X 2.00 ZP GR5 FTH	2
21	06-01-0248	BOLT .3125-18X4.00 HH G5 ZP	2
22	06-03-0014	NUT LOCK FLG .375-16 ZP GR5	10
23	06-03-0019	NUT LOCK FLG .313-18 ZP GR5	6
24	06-07-0005	CLMP HOSE .219 TO .625 X .313W ZP	4
25	06-07-0029	CLMP HOSE ONE EAR .716-.827 SS	2
26	102214	BRKT 3HEAD MOTOR MNT PUMPSTD	1
27	1043BE	BRKT PUMP ALL HEADS PUMPSTD	1
28	105970	PLT TEE LOCATOR	1
29	105979	BRKT HV PUMPHEAD MNT	1
30	13-05-0454	HOSE MF .375 NPRN BLK - IP73 28IN	6

ASSEMBLY HOSE KIT 3/8 DIAMETER (13-05-0454 REV A0)

PART #		13-05-0454 REV A0	
Item #	Part #	Description	Qty
1	02-03-0064	HOSE MF .375 NPRN BLK - IP73	2.333

PUMP STANDS

ASSEMBLY PUMPSTAND FRAME BASE FLOOR MOUNTED (13-05-0446 REV A1)



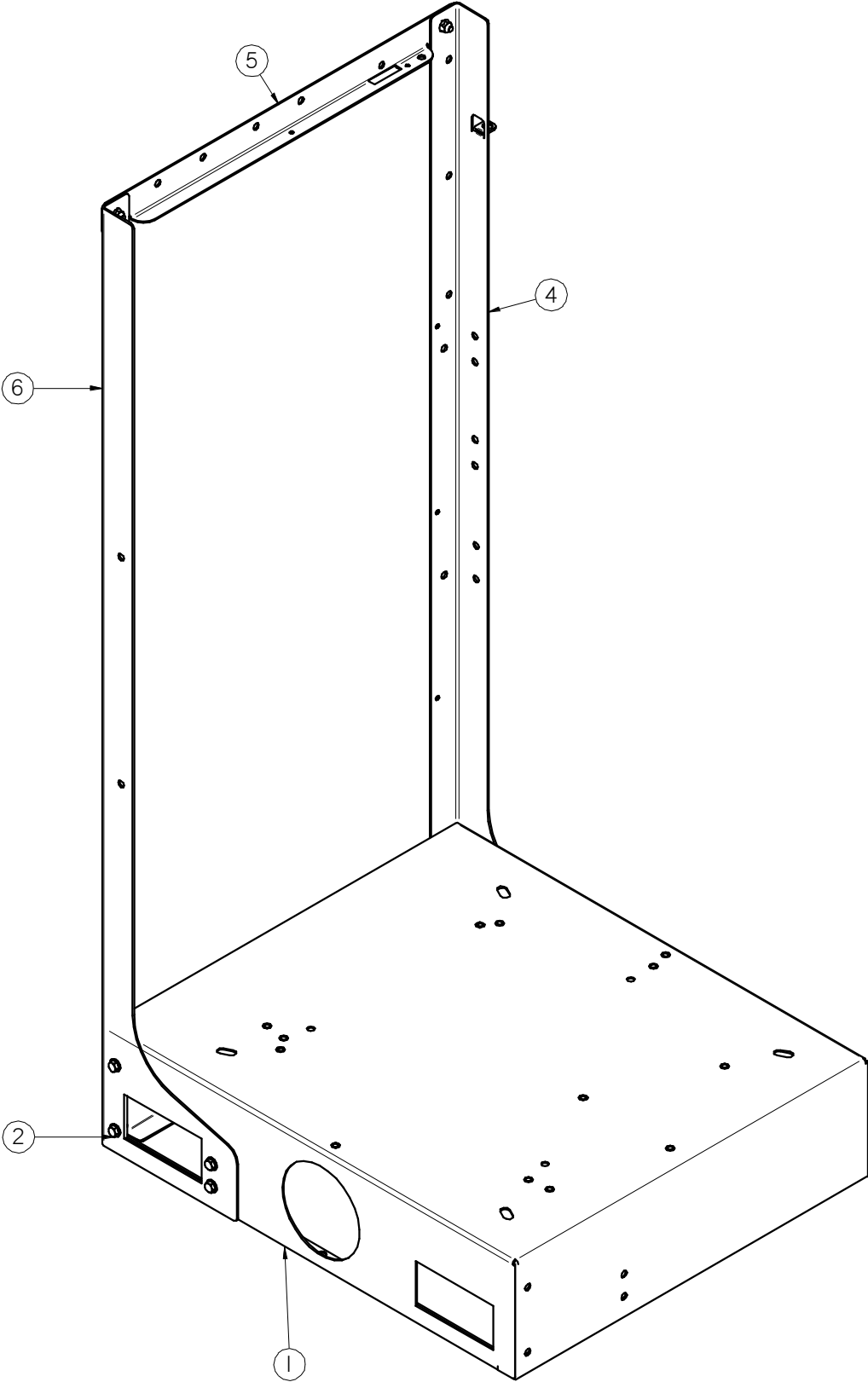
PUMP STANDS

ASSEMBLY PUMPSTAND FRAME BASE FLOOR MOUNTED (13-05-0446 REV A1)

PART #		13-05-0446 REV A1	
Item #	Part #	Description	Qty
1	06-01-0124	BOLT FLG .375-16 X .750 ZP GR5	10
2	06-01-0220	BOLT 3/8-16 CONC ANCHOR ZP 3.75	4
3	06-03-0014	NUT LOCK FLG .375-16 ZP GR5	10
4	1043D0	PLT FOOT PAD FLR MNT BASE LH	1
5	1043D1	PLT FOOT PAD FLR MNT BASE RH	1
6	1043DA	PLT PUMPSTAND LH UPRIGHT	1
7	1043E0	PLT XBEAM SUPP VLV PUMPSTD	1
8	104426	PLT PUMPSTAND RH UPRIGHT	1

PUMP STANDS

ASSEMBLY PUMPSTAND FRAME BASE BOX MOUNTED (13-05-0445 REV A1)

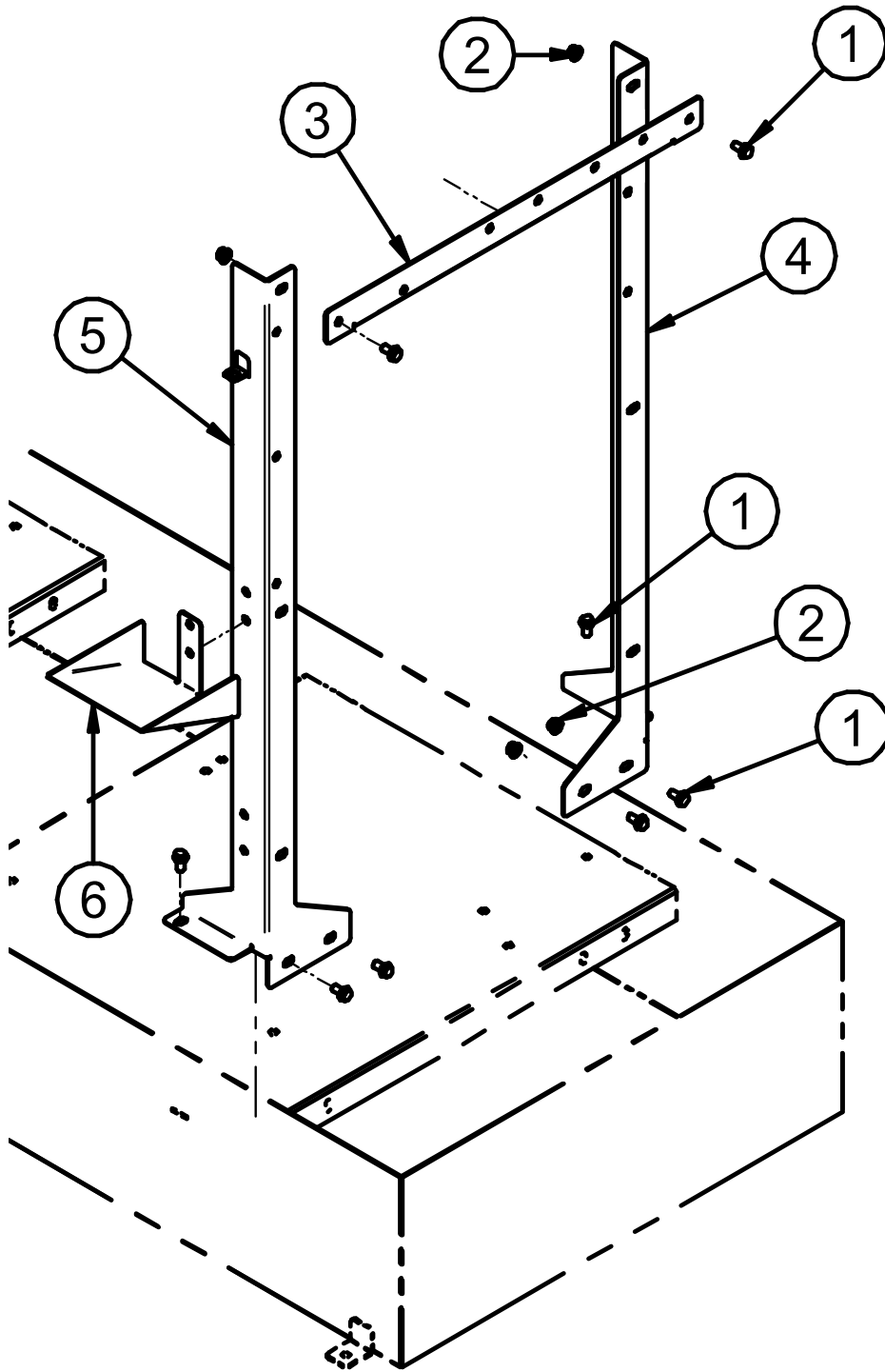


PUMP STANDS

ASSEMBLY PUMPSTAND FRAME BASE BOX MOUNTED (13-05-0445 REV A1)

PART #		13-05-0445 REV A1	
Item #	Part #	Description	Qty
1	05-03-1053	WDMT SMALL PUMPSTAND BASE BOX	1
2	06-01-0124	BOLT FLG .375-16 X .750 ZP GR5	10
3	06-03-0014	NUT LOCK FLG .375-16 ZP GR5	2
4	1043DA	PLT PUMPSTAND LH UPRIGHT	1
5	1043E0	PLT XBEAM SUPP VLV PUMPSTD	1
6	104426	PLT PUMPSTAND RH UPRIGHT	1

ASSEMBLY PUMPSTAND CONTAINMENT PAN MOUNT (13-05-0749 REV A0)



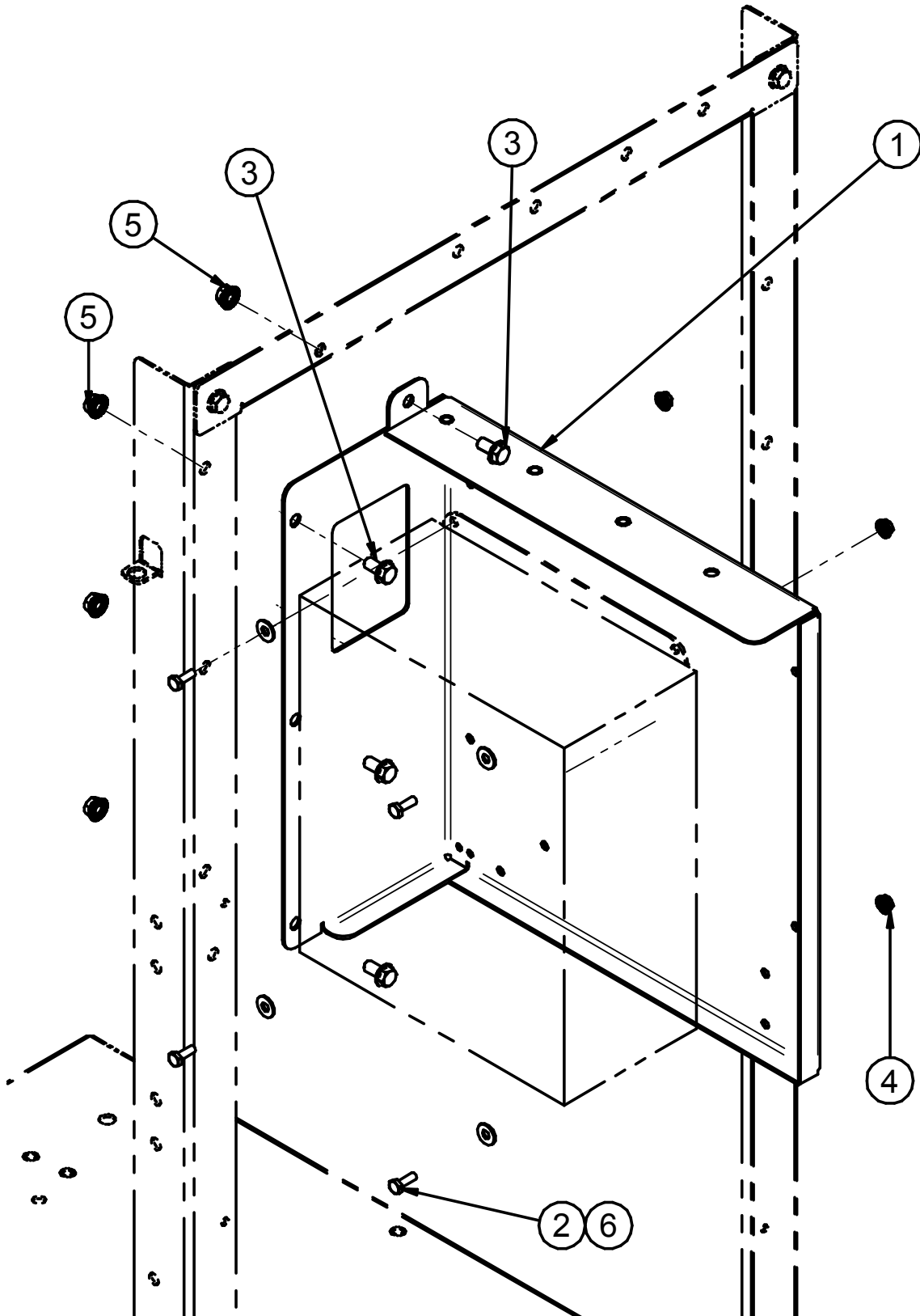
PUMP STANDS

ASSEMBLY PUMPSTAND CONTAINMENT PAN MOUNT (13-05-0749 REV A0)

PART #		13-05-0749 REV A0	
Item #	Part #	Description	Qty
1	06-01-0124	BOLT FLG .375-16 X .750 ZP GR5	8
2	06-03-0014	NUT LOCK FLG .375-16 ZP GR5	6
3	1043E0	PLT XBEAM SUPP VLV PUMPSTD	1
4	106653	PLT PUMPSTAND LH UPRIGHT	1
5	106654	PLT PUMPSTAND RH UPRIGHT	1
6	1067D4	CAL TUBE CONTAINMENT TRAY	1

PUMP STANDS

KIT INSTALL PUMP STAND PANEL (13-05-0655 REV A0)



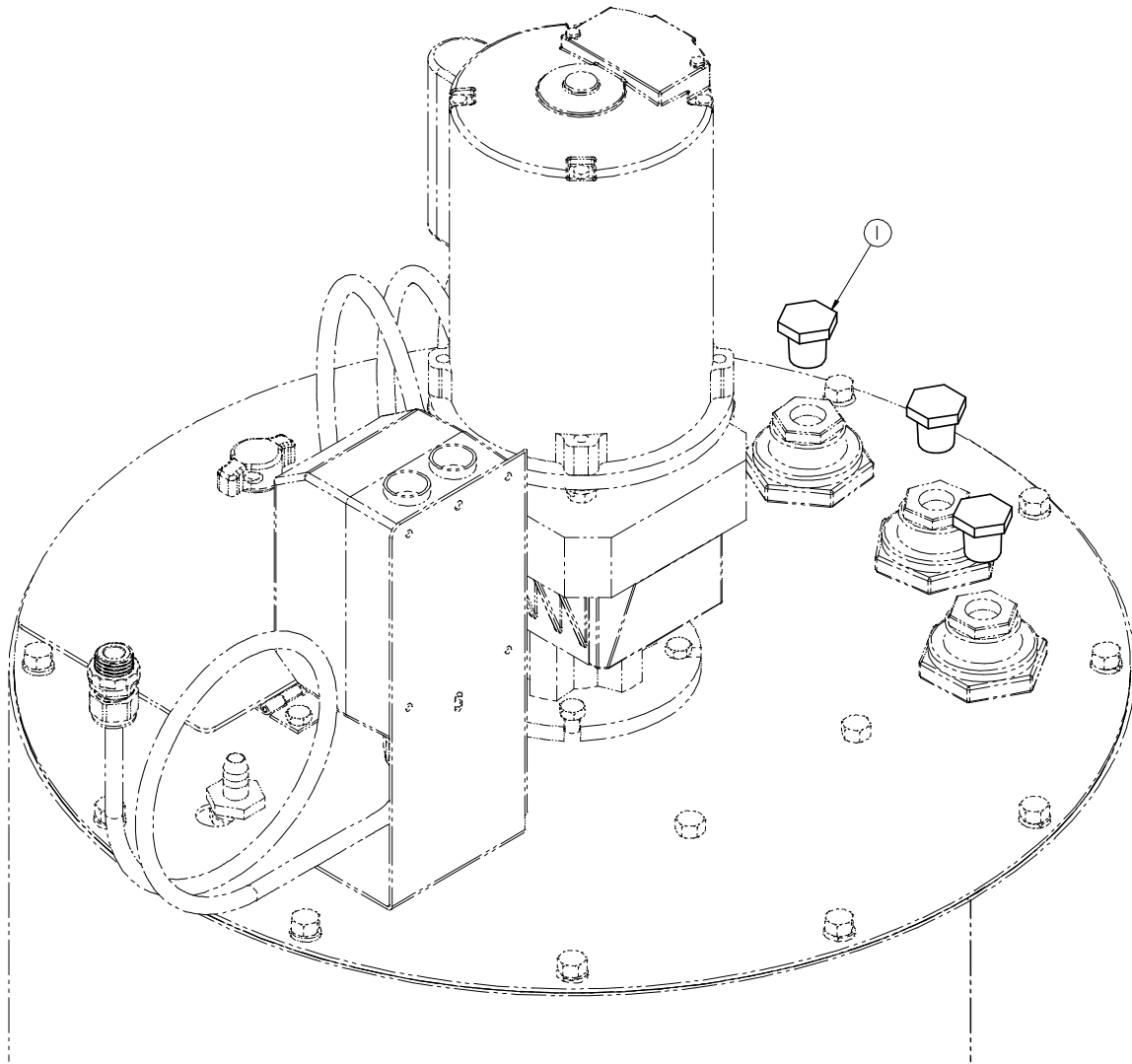
PUMP STANDS

KIT INSTALL PUMP STAND PANEL (13-05-0655 REV A0)

PART #		13-05-0655 REV A0	
Item #	Part #	Description	Qty
1	05-03-1064	WDMT PANEL MNT PUMPSTD	1
2	06-01-0006	BOLT .250-20 X .750 ZP GR5	4
3	06-01-0124	BOLT FLG .375-16 X .750 ZP GR5	4
4	06-03-0013	NUT LOCK FLG .250-20 ZP GR5	4
5	06-03-0014	NUT LOCK FLG .375-16 ZP GR5	4
6	06-05-0001	WSHR FLAT .250 ZP	4

PUMP STANDS

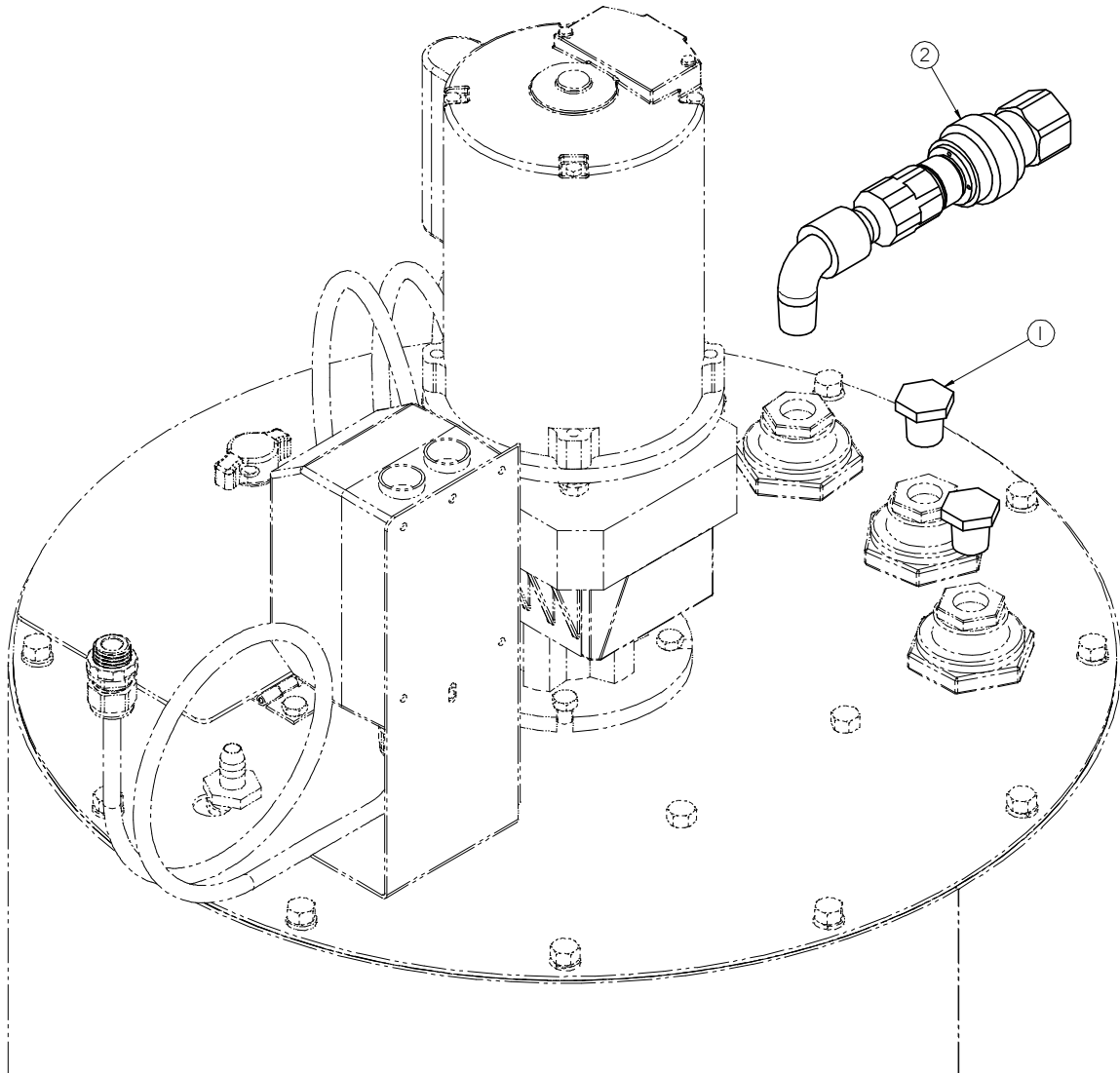
KIT PUMP STAND NO FITTINGS (13-05-0449 REV A0)



PART #		13-05-0449 REV A0	
Item #	Part #	Description	Qty
1	02-14-0002	FTTG PLUG HH .500 NPT PPE BLK*	3

PUMP STANDS

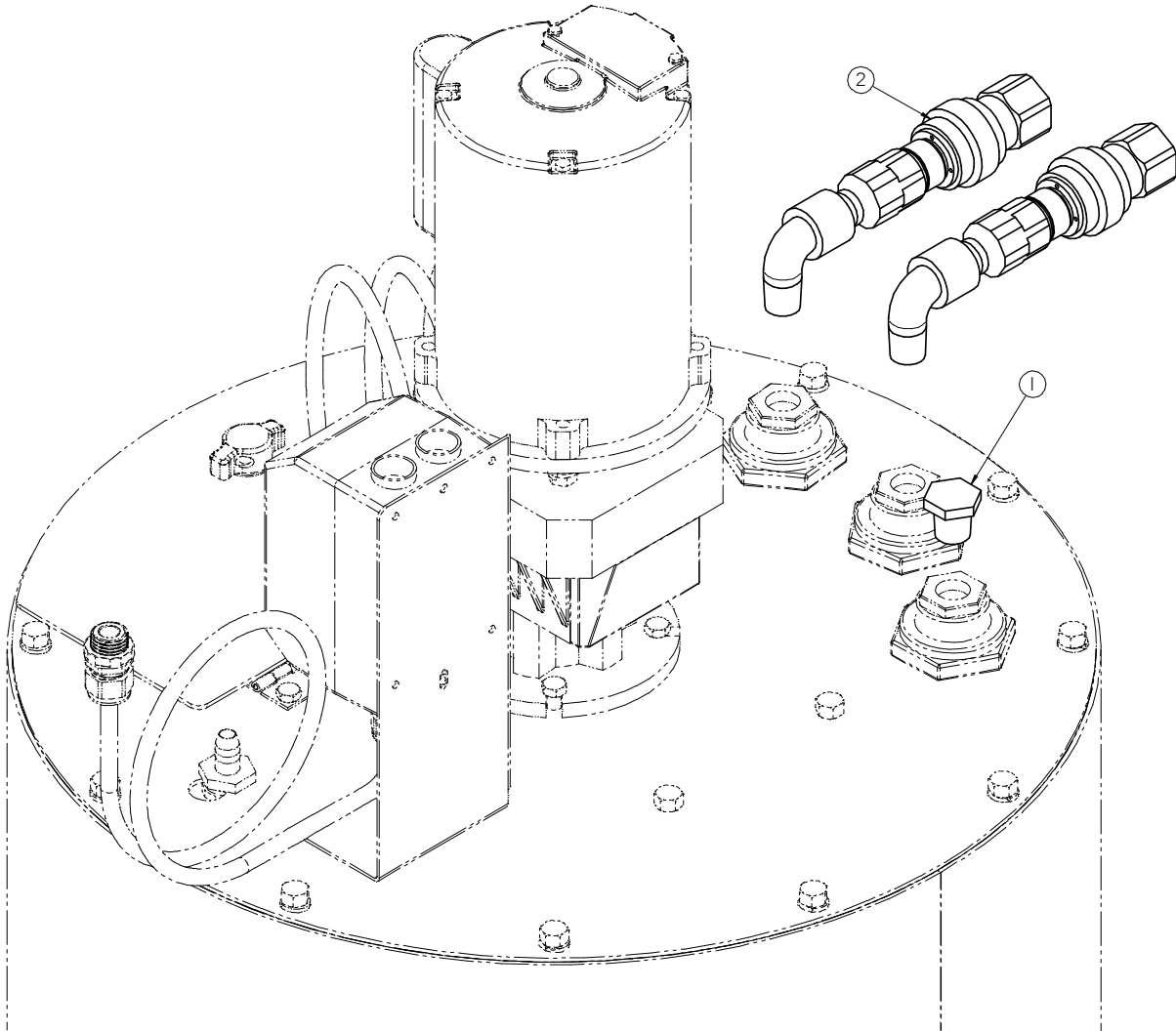
KIT PUMP STAND 1 FITTING (13-05-0450 REV A0)



PART #		13-05-0450 REV A0		
Item #	Part #	Description	Qty	See Page
1	02-14-0002	FTTG PLUG HH .500 NPT PPE BLK*	2	
2	13-10-0017	KIT FTTG CHEM TNK .5NPT PARKER	1	72

PUMP STANDS

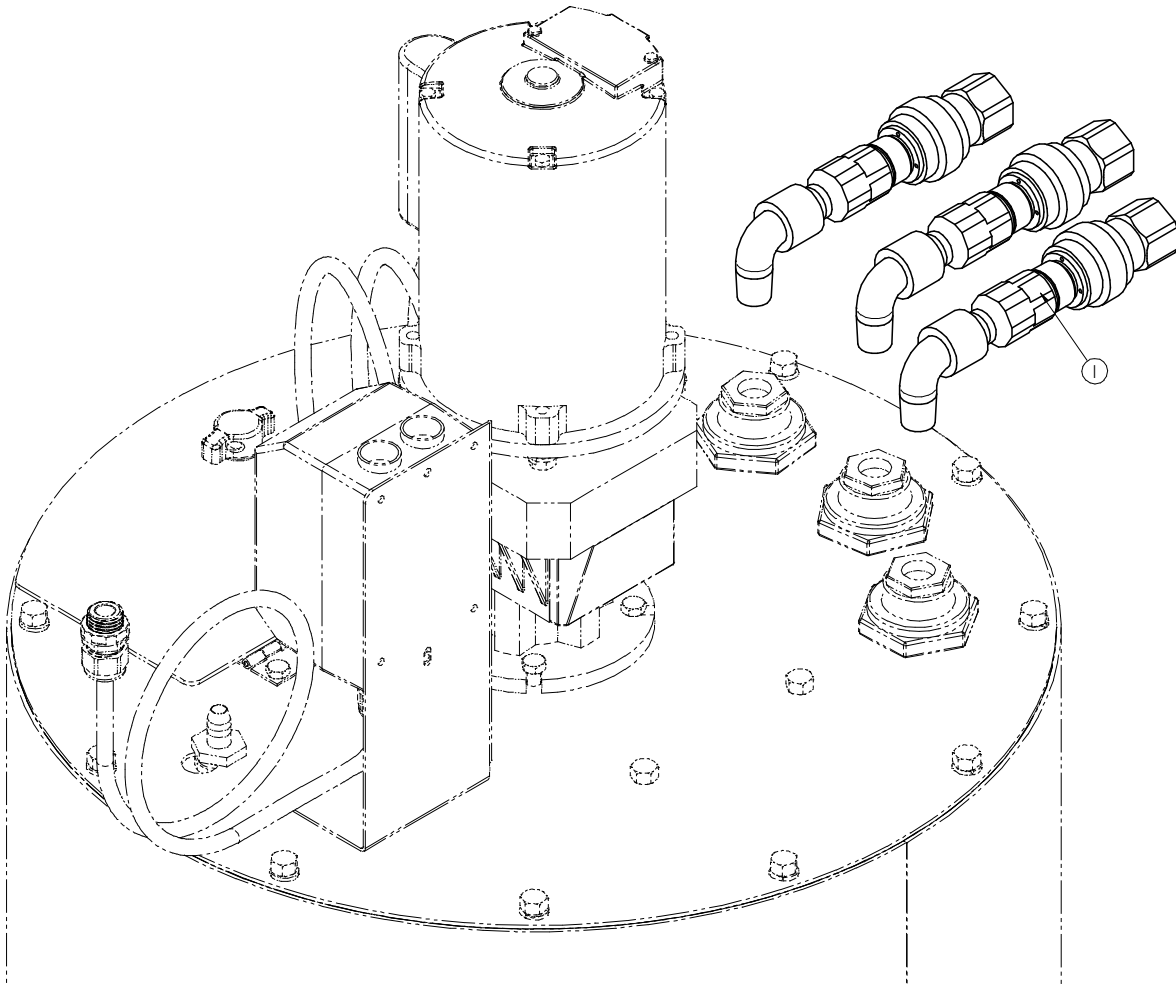
KIT PUMP STAND 2 FITTINGS (13-05-0451 REV A0)



PART #		13-05-0451 REV A0		
Item #	Part #	Description	Qty	See Page
1	02-14-0002	FTTG PLUG HH .500 NPT PPE BLK*	1	
2	13-10-0017	KIT FTTG CHEM TNK .5NPT PARKER	2	72

PUMP STANDS

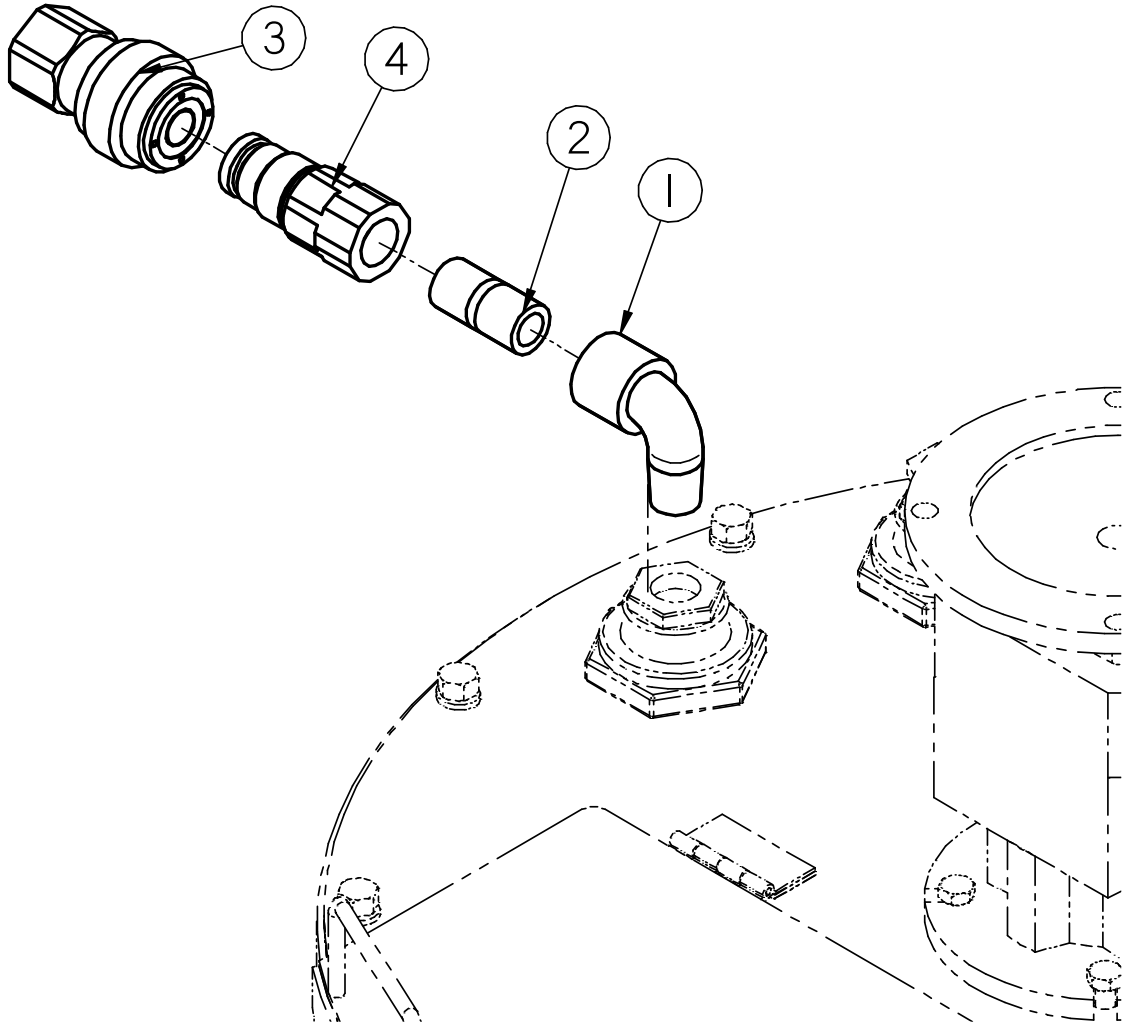
KIT PUMP STAND 3 FITTINGS (13-05-0452 REV A0)



PART #		13-05-0452 REV A0		
Item #	Part #	Description	Qty	See Page
1	13-10-0017	KIT FTTG CHEM TNK .5NPT PARKER	3	72

PUMP STANDS

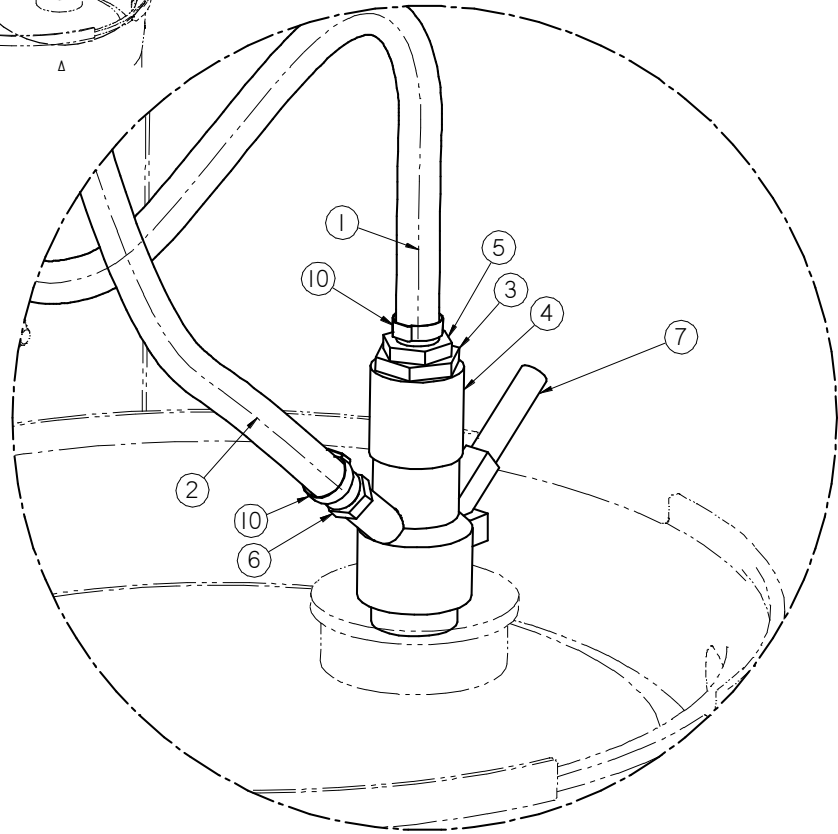
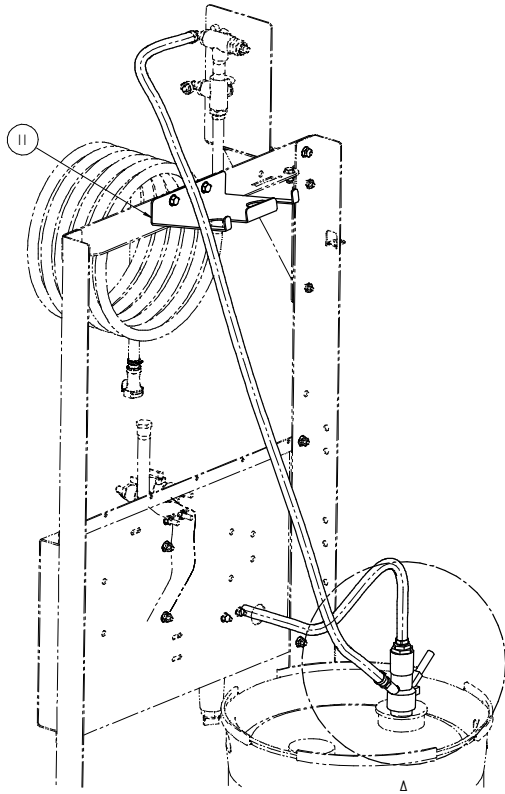
KIT FITTING CHEMICAL TANK .5 NPT PARKER (13-10-0017 REV A1)



PART #		13-10-0017 REV A1	
Item #	Part #	Description	Qty
1	02-06-0017	FTTG 90 DEG STRT .500NPT PPE BLK	1
2	02-07-0009	FTTG NIP .500 NPT X 1.75 TBE BLK PL	1
3	02-15-0035	FTTG CPLG 0.50 NPT FM PARKER POLY	1
4	02-15-0036	FTTG CPLG 0.50 NPT ML PARKER POLY	1

PUMP STANDS

ASSEMBLY 1 PORT TOTE CONNECTOR (04-03-0253 REV A1)



DETAIL A

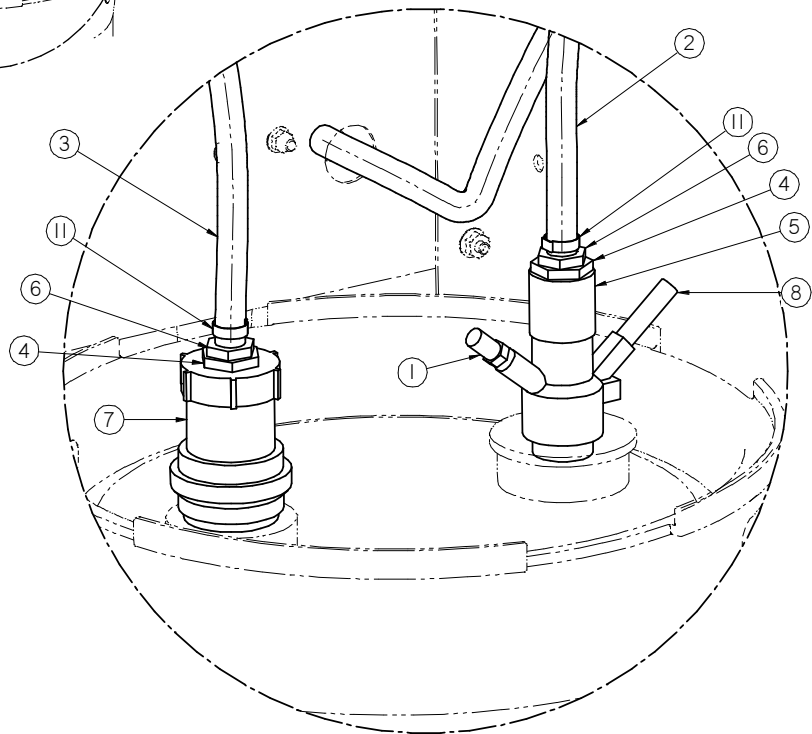
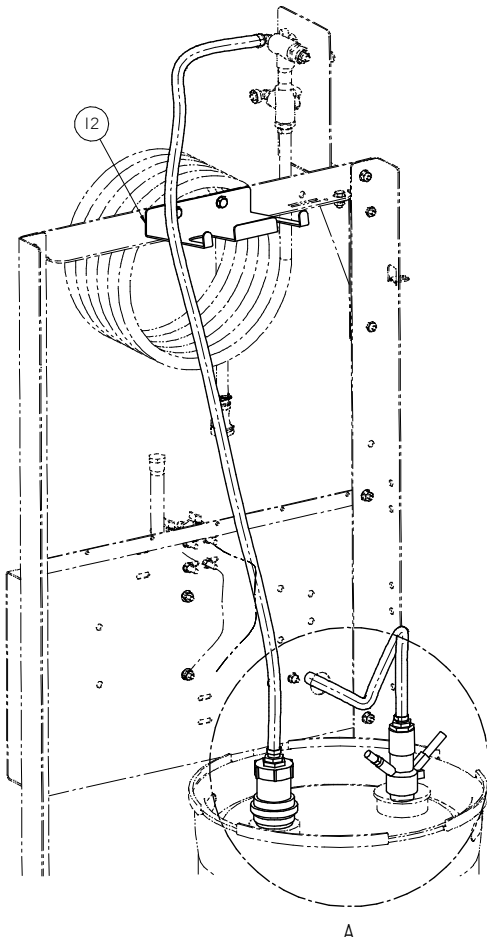
PUMP STANDS

ASSEMBLY 1 PORT TOTE CONNECTOR (04-03-0253 REV A1)

PART #		04-03-0253 REV A1	
Item #	Part #	Description	Qty
1	02-03-0005	HOSE RNT .500 CLEAR	4
2	02-03-0005	HOSE RNT .500 CLEAR	5.833
3	02-04-0007	FTTG BUSH 1.00NPT x .750NPT PPE	1
4	02-05-0026	FTTG CPLG 1.00 NPT FM 150PSI SS	1
5	02-08-0008	FTTG STGHT .500HB X .750NPT ML NYL	1
6	02-08-0015	FTTG STGHT .500HB X .250NPT ML NYL	1
7	02-15-0045	FTTG CPLG DRM FILL HD SS MICROMATIC	1
8	06-01-0124	BOLT FLG .375-16 X .750 ZP GR5	2
9	06-03-0014	NUT LOCK FLG .375-16 ZP GR5	2
10	06-07-0029	CLMP HOSE ONE EAR .716-.827 SS	2
11	102DB2	HOSE HNGR U TOTE	1

PUMP STANDS

ASSEMBLY 2 PORT TOTE CONNECTOR (04-03-0252 REV A1)



DETAIL A

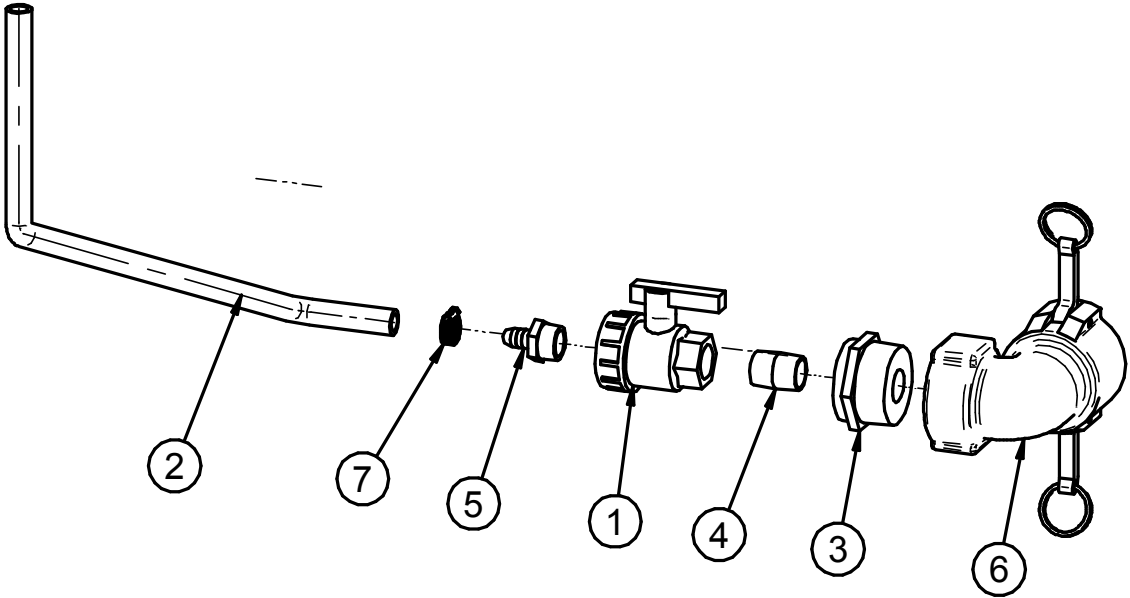
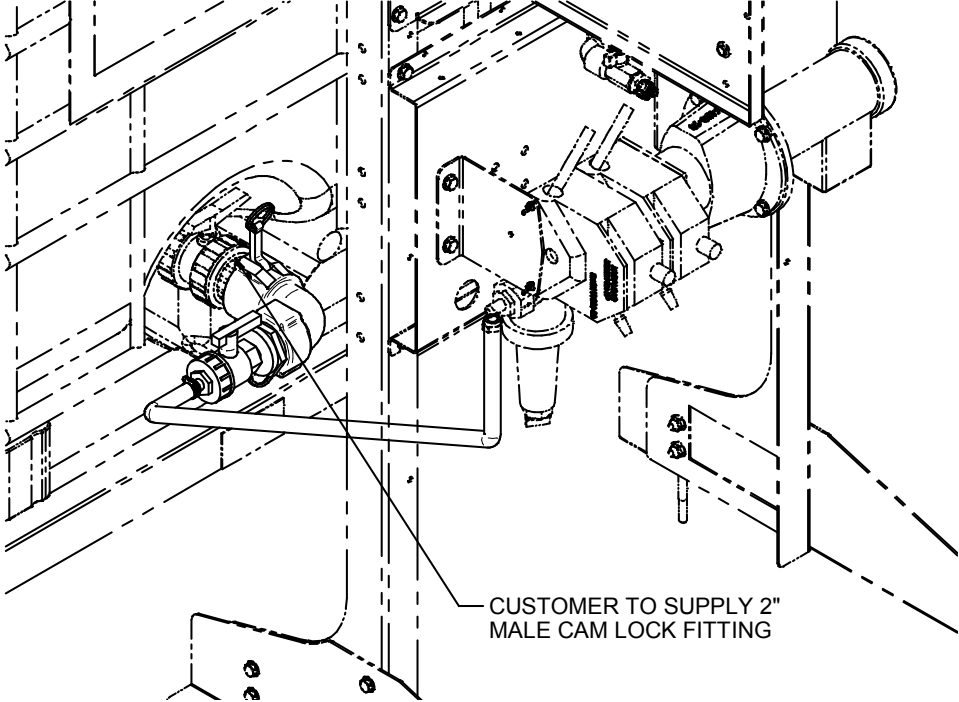
PUMP STANDS

ASSEMBLY 2 PORT TOTE CONNECTOR (04-03-0252 REV A1)

PART #		04-03-0252 REV A1	
Item #	Part #	Description	Qty
1	02-02-0050	FLTR EXHAUST BRZ .250 NPT ML	1
2	02-03-0005	HOSE RNT .500 CLEAR	4
3	02-03-0005	HOSE RNT .500 CLEAR	5.833
4	02-04-0007	FTTG BUSH 1.00NPT x .750NPT PPE	2
5	02-05-0026	FTTG CPLG 1.00 NPT FM 150PSI SS	1
6	02-08-0008	FTTG STGHT .500HB X .750NPT ML NYL	2
7	02-15-0005	FTTG CPLG 1.00 NPT FM PARKER POLY	1
8	02-15-0045	FTTG CPLG DRM FILL HD SS MICROMATIC	1
9	06-01-0124	BOLT FLG .375-16 X .750 ZP GR5	2
10	06-03-0014	NUT LOCK FLG .375-16 ZP GR5	2
11	06-07-0029	CLMP HOSE ONE EAR .716-.827 SS	2
12	102DB2	HOSE HNGR U TOTE	1

PUMP STANDS

ASSEMBLY 1 PORT IBC CONNECTOR SUCTION ONLY (04-03-0324 REV A0)



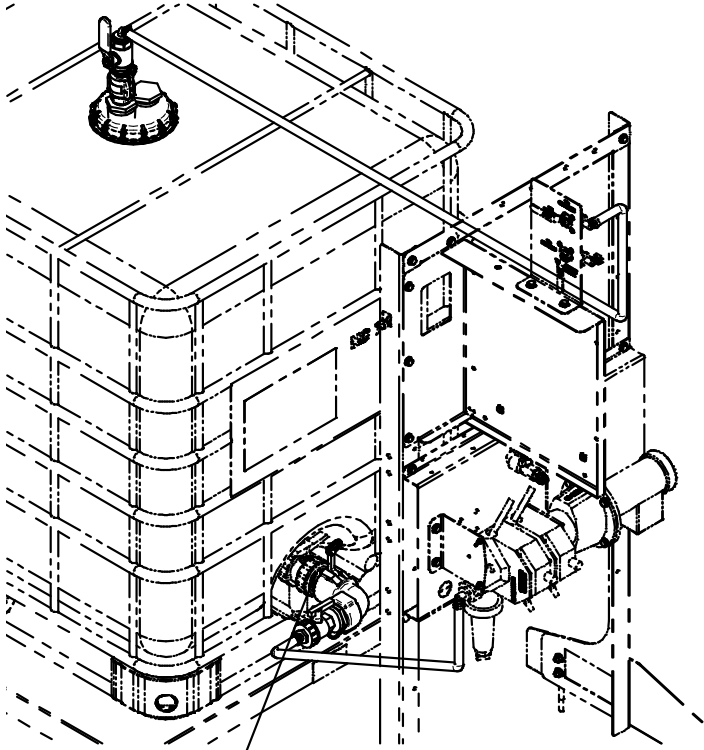
PUMP STANDS

ASSEMBLY 1 PORT IBC CONNECTOR SUCTION ONLY (04-03-0324 REV A0)

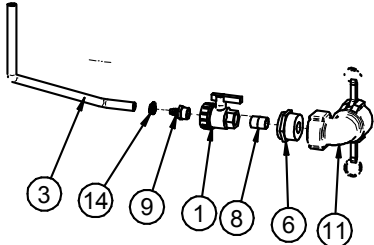
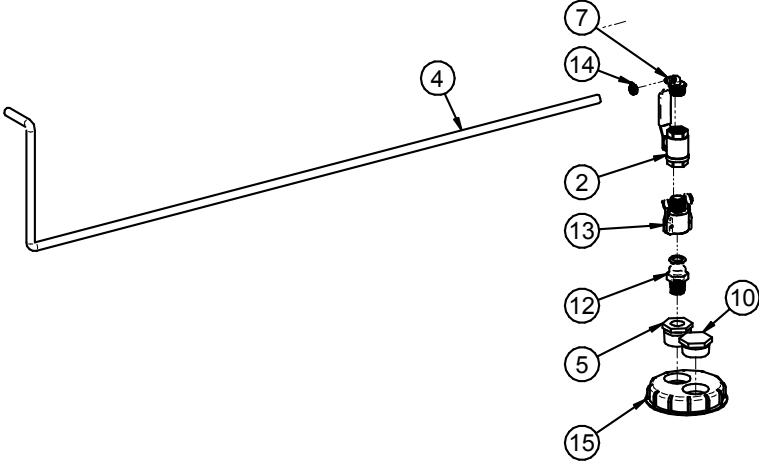
PART #		04-03-0324 REV A0	
Item #	Part #	Description	Qty
1	02-02-0056	VLV BALL .750 NPT FM PLAS	1
2	02-03-0005	HOSE RNT .500 CLEAR	4
3	02-04-0033	FTTG BUSH 2.00NPT X .750NPT PPE	1
4	02-07-0025	FTTG NIP .750 NPT X 1.375 TBE SS	1
5	02-08-0008	FTTG STGHT .500HB X .750NPT ML NYL	1
6	02-15-0042	FTTG CPLG CAM LVR 90DEG 2" FM X FM*	1
7	06-07-0006	CLMP HOSE .500 TO .906 X .313W ZP	1

PUMP STANDS

ASSEMBLY 2 PORT IBC CONNECTOR SUCTION RETURN (04-03-0325 REV A0)



CUSTOMER TO SUPPLY 2" MALE CAM LOCK FITTING



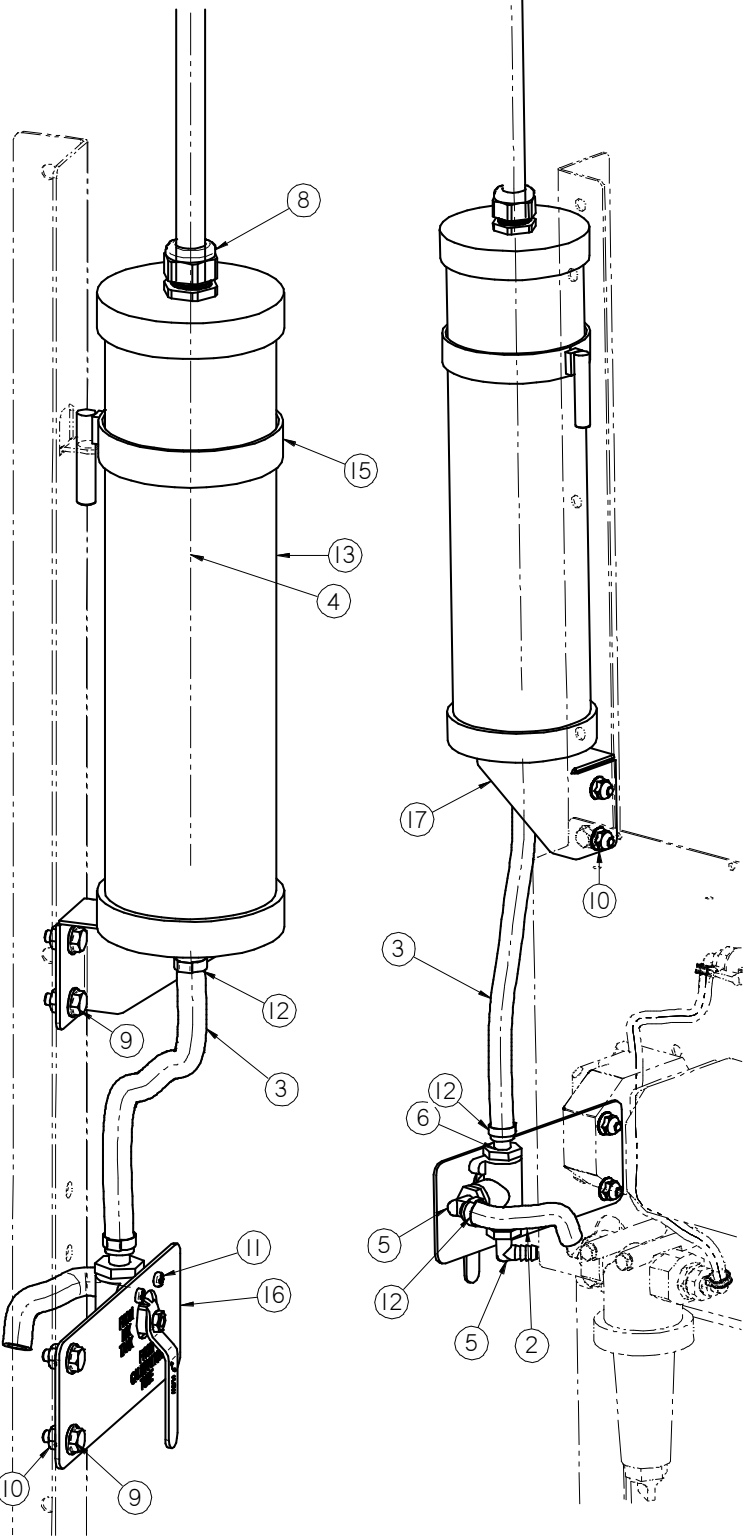
PUMP STANDS

ASSEMBLY 2 PORT IBC CONNECTOR SUCTION RETURN (04-03-0325 REV A0)

PART #		04-03-0325 REV A0	
Item #	Part #	Description	Qty
1	02-02-0056	VLV BALL .750 NPT FM PLAS	1
2	02-02-0073	VALVE BRASS BALL 1.00 NPT 2-WAY	1
3	02-03-0005	HOSE RNT .500 CLEAR	4
4	02-03-0005	HOSE RNT .500 CLEAR	6
5	02-04-0004	FTTG BUSH 2.00NPT X 1.00NPT NYL	1
6	02-04-0033	FTTG BUSH 2.00NPT X .750NPT PPE	1
7	02-06-0023	FTTG 90 DEG .500HB X 1.00NPT ML NYL	1
8	02-07-0025	FTTG NIP .750 NPT X 1.375 TBE SS	1
9	02-08-0008	FTTG STGHT .500HB X .750NPT ML NYL	1
10	02-14-0012	FTTG PLUG HEX 2.00 NPT BP	1
11	02-15-0042	FTTG CPLG CAM LVR 90DEG 2" FM X FM*	1
12	02-15-0047	FTTG CPLG CAM LVR 1.0" ML X ML NPT	1
13	02-15-0048	FTTG CPLG CAM LVR 1.0" FM X ML NPT	1
14	06-07-0006	CLMP HOSE .500 TO .906 X .313W ZP	2
15	07-02-0032	IBC 6IN TANK LID 2X 2.0 NPT PORTS	1

PUMP STANDS

KIT CAL TUBE 100 OZ (13-04-0215 REV A1)



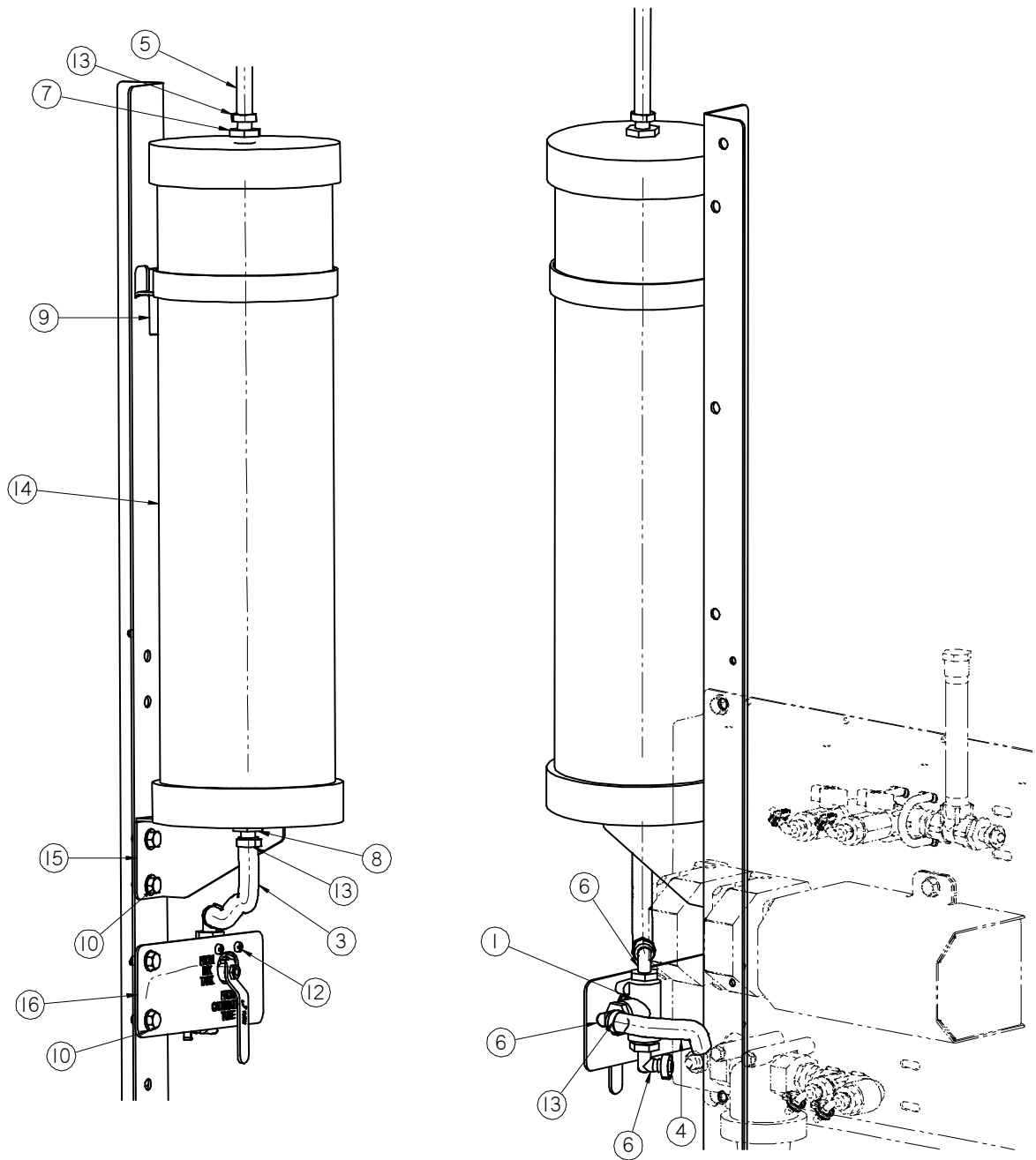
PUMP STANDS

KIT CAL TUBE 100 OZ (13-04-0215 REV A1)

PART #		13-04-0215 REV A1	
Item #	Part #	Description	Qty
1	02-02-0007	VLV BALL .500 NPT 3WAY BRSS	1
2	02-03-0005	HOSE RNT .500 CLEAR	0.417
3	02-03-0005	HOSE RNT .500 CLEAR	1.25
4	02-03-0005	HOSE RNT .500 CLEAR	3.75
5	02-06-0010	FTTG 90 DEG .500HB X .500NPT ML NYL	2
6	02-08-0007	FTTG STGHT .500HB X .500NPT ML NYL	1
7	02-08-0008	FTTG STGHT .500HB X .750NPT ML NYL	1
8	03-08-0192	CONN CG ZINC 0.75NPT .375-.750	1
9	06-01-0124	BOLT FLG .375-16 X .750 ZP GR5	4
10	06-03-0014	NUT LOCK FLG .375-16 ZP GR5	4
11	06-06-0008	SCRW MACH 10-24 X .250 PHLP PNHD	2
12	06-07-0029	CLMP HOSE ONE EAR .716-.827 SS	4
13	07-02-0033	CYL CALB LOOSE TOP 3000ML	1
14	09-03-0015	CAL TUBE LABEL 3000 ML	1
15	1043AC	WDMT CAL TUBE BRKT 100 OZ	1
16	1043D7	PLT LABEL SOURCE PUMPSTAND	1
17	1043DB	PLT CAL TUBE MNT BRKT 100 OZ	1

PUMP STANDS

KIT CAL TUBE 340 OZ (13-04-0216 REV A0)

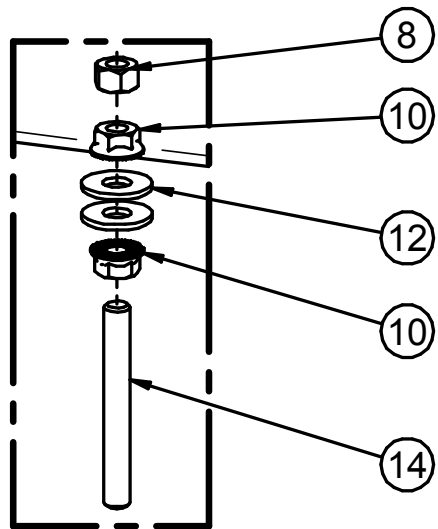
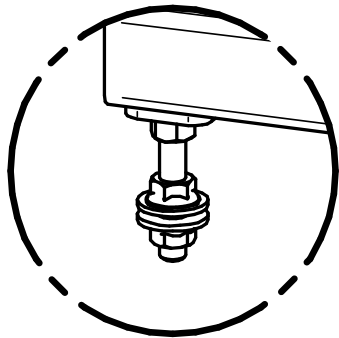
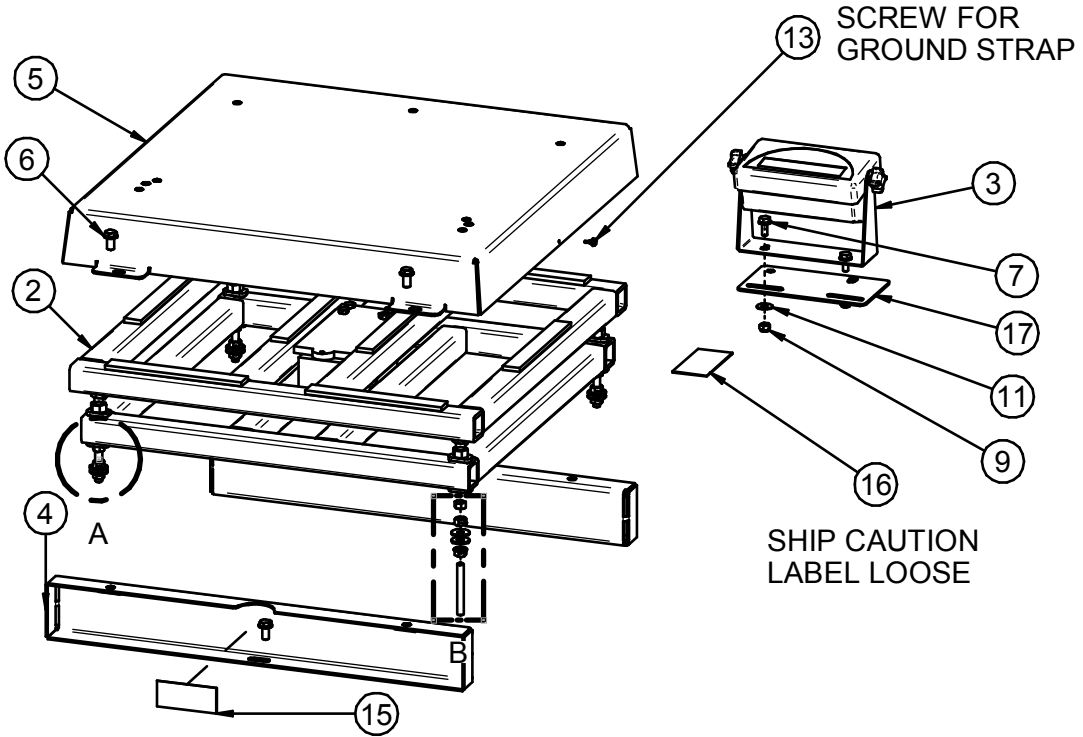


PUMP STANDS

KIT CAL TUBE 340 OZ (13-04-0216 REV A0)

PART #		13-04-0216 REV A0	
Item #	Part #	Description	Qty
1	02-02-0007	VLV BALL .500 NPT 3WAY BRSS	1
2	02-03-0005	HOSE RNT .500 CLEAR	22.5
3	02-03-0005	HOSE RNT .500 CLEAR	10
4	02-03-0005	HOSE RNT .500 CLEAR	5
5	02-03-0005	HOSE RNT .500 CLEAR	30.5
6	02-06-0010	FTTG 90 DEG .500HB X .500NPT ML NYL	3
7	02-08-0007	FTTG STGHT .500HB X .500NPT ML NYL	2
8	02-08-0008	FTTG STGHT .500HB X .750NPT ML NYL	1
9	05-08-0006	WDMT CALB TUBE TOP HOLDER	1
10	06-01-0124	BOLT FLG .375-16 X .750 ZP GR5	4
11	06-03-0014	NUT LOCK FLG .375-16 ZP GR5	4
12	06-06-0008	SCRW MACH 10-24 X .250 PHLP PNHD	2
13	06-07-0029	CLMP HOSE ONE EAR .716-.827 SS	6
14	07-02-0006	CYL CALB LOOSE TOP 10000ML	1
15	1043D6	BRKT CAL TUBE MNT 340 OZ	1
16	1043D7	PLT LABEL SOURCE PUMPSTAND	1

ASSEMBLY SCALE KIT BOX MNT RICE LAKE DISPLAY (13-05-0863 REV A3)



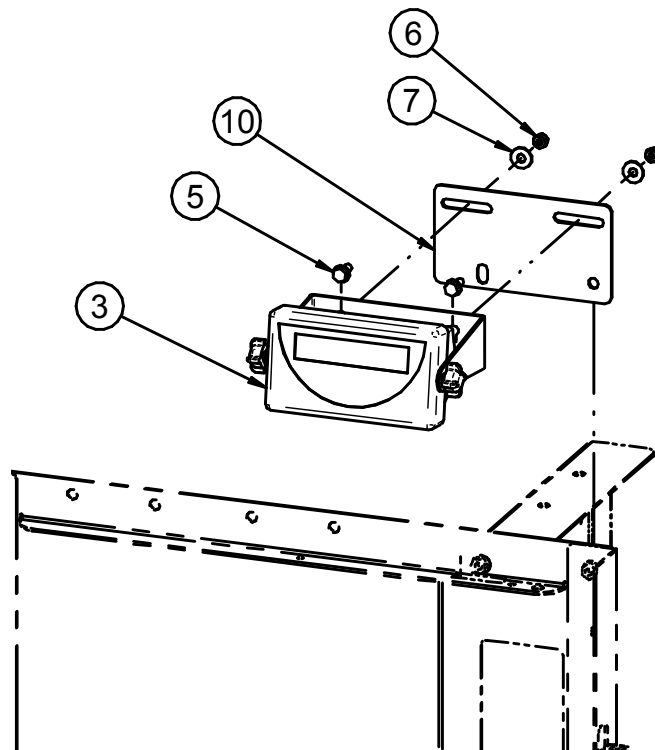
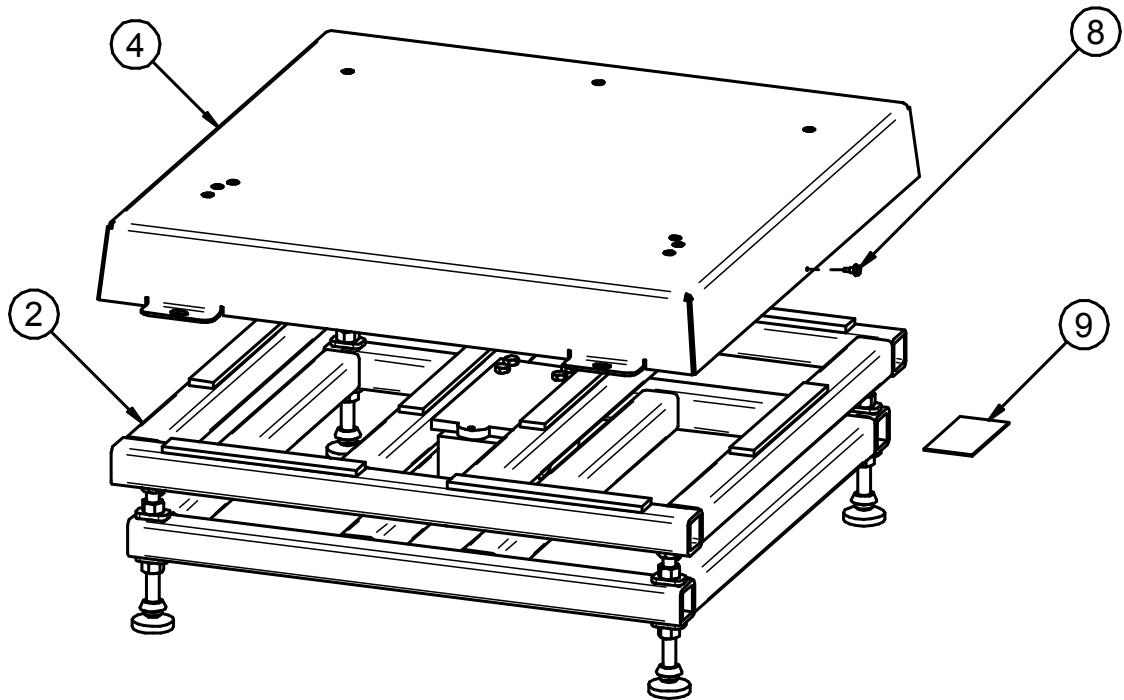
PUMP STANDS

ASSEMBLY SCALE KIT BOX MNT RICE LAKE DISPLAY (13-05-0863 REV A3)

PART #		13-05-0863 REV A2	
Item #	Part #	Description	Qty
1	03-08-0273	CONN 12" GROUNDING STRAP	1
2	03-19-0101	SCL RL BENCHMARK 24X24X1500	1
3	03-19-0112	DSPL INDI WGHT RL 120	1
4	05-03-1072	ASSY SPACER PUMPSTD	1
5	05-03-1073	WDMT SCALE LID PUMPSTD	1
6	06-01-0124	BOLT FLG .375-16 X .750 ZP GR5	6
7	06-01-0330	BOLT FLG .3125-18 X .750 18-8 SS	2
8	06-02-0003	NUT FULL .375-16 ZP GR5	4
9	06-03-0002	NUT NYL LOCK .313-18 ZP GR5	2
10	06-03-0014	NUT LOCK FLG .375-16 ZP GR5	8
11	06-05-0003	WSHR FLAT .313 ZP	2
12	06-05-0004	WSHR FLAT .375 ZP	8
13	06-06-0005	SCRW SDST 10-16 X .500 HH WSHR ZP	1
14	06-14-0013	STUD .375-16 ZP X 3.00 ZP	4
15	09-02-0020	LBL ATWRK ATT SCALE BRKT	2
16	09-02-0025	LBL ATWRK CAUTION SCALE CONTACT	1
17	10721B	PLT SCALE DISPLAY MNT	1

PUMP STANDS

ASSEMBLY SCALE KIT FLOOR MNT RICE LAKE DISPLAY (13-05-0864 REV A3)



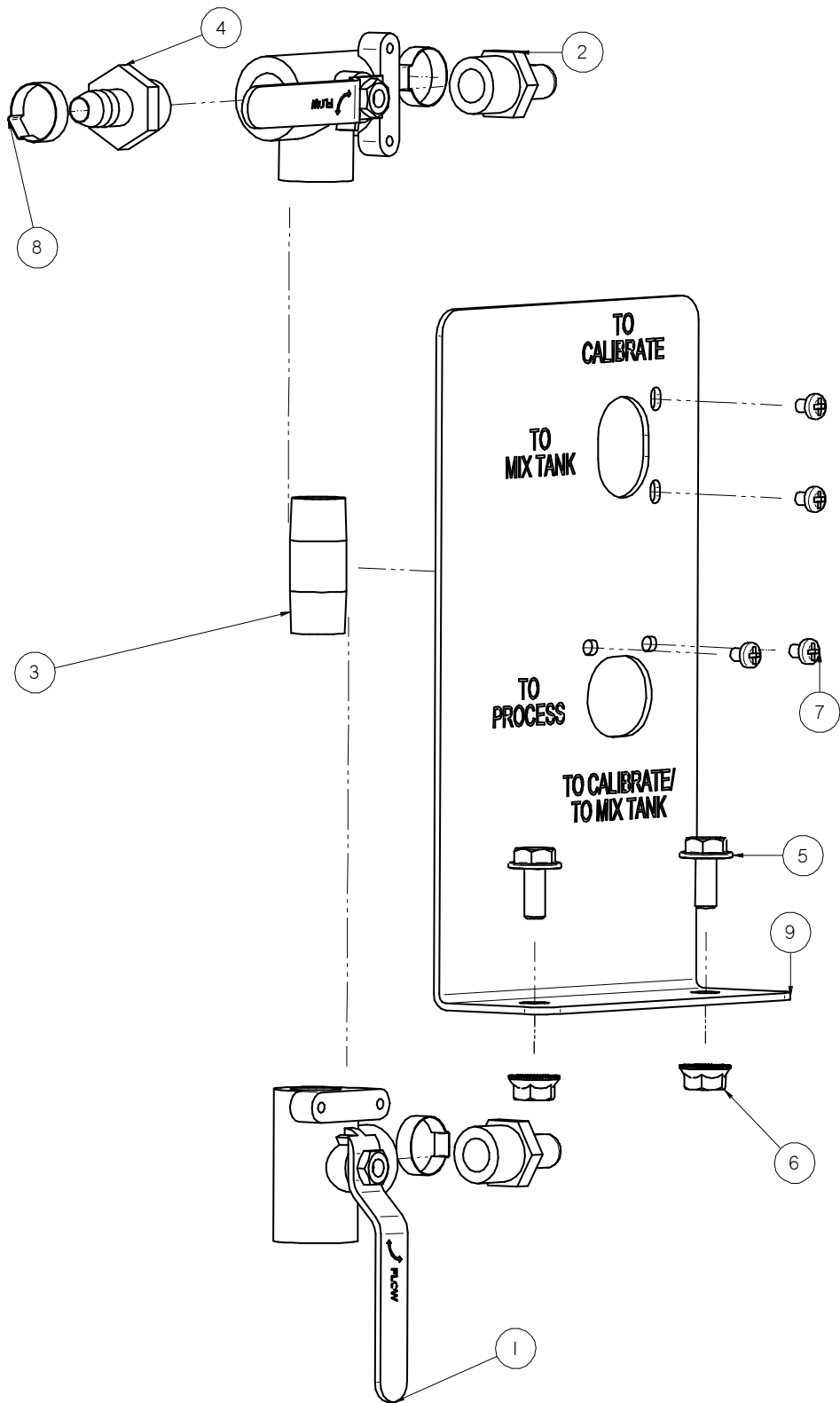
PUMP STANDS

ASSEMBLY SCALE KIT FLOOR MNT RICE LAKE DISPLAY (13-05-0864 REV A3)

PART #		13-05-0864 REV A3	
Item #	Part #	Description	Qty
1	03-08-0273	CONN 12" GROUNDING STRAP	1
2	03-19-0101	SCL RL BENCHMARK 24X24X1500	1
3	03-19-0112	DSPL INDI WGHT RL 120	1
4	05-03-1073	WDMT SCALE LID PUMPSTD	1
5	06-01-0330	BOLT FLG .3125-18 X .750 18-8 SS	2
6	06-03-0002	NUT NYL LOCK .313-18 ZP GR5	2
7	06-05-0003	WSHR FLAT .313 ZP	2
8	06-06-0005	SCRW SDST 10-16 X .500 HH WSHR ZP	1
9	09-02-0025	LBL ATWRK CAUTION SCALE CONTACT	1
10	10721B	PLT SCALE DISPLAY MNT	1

PUMP STANDS

ASSEMBLY MANUAL PUMP STAND CONTROLS (13-04-0217 REV A0)



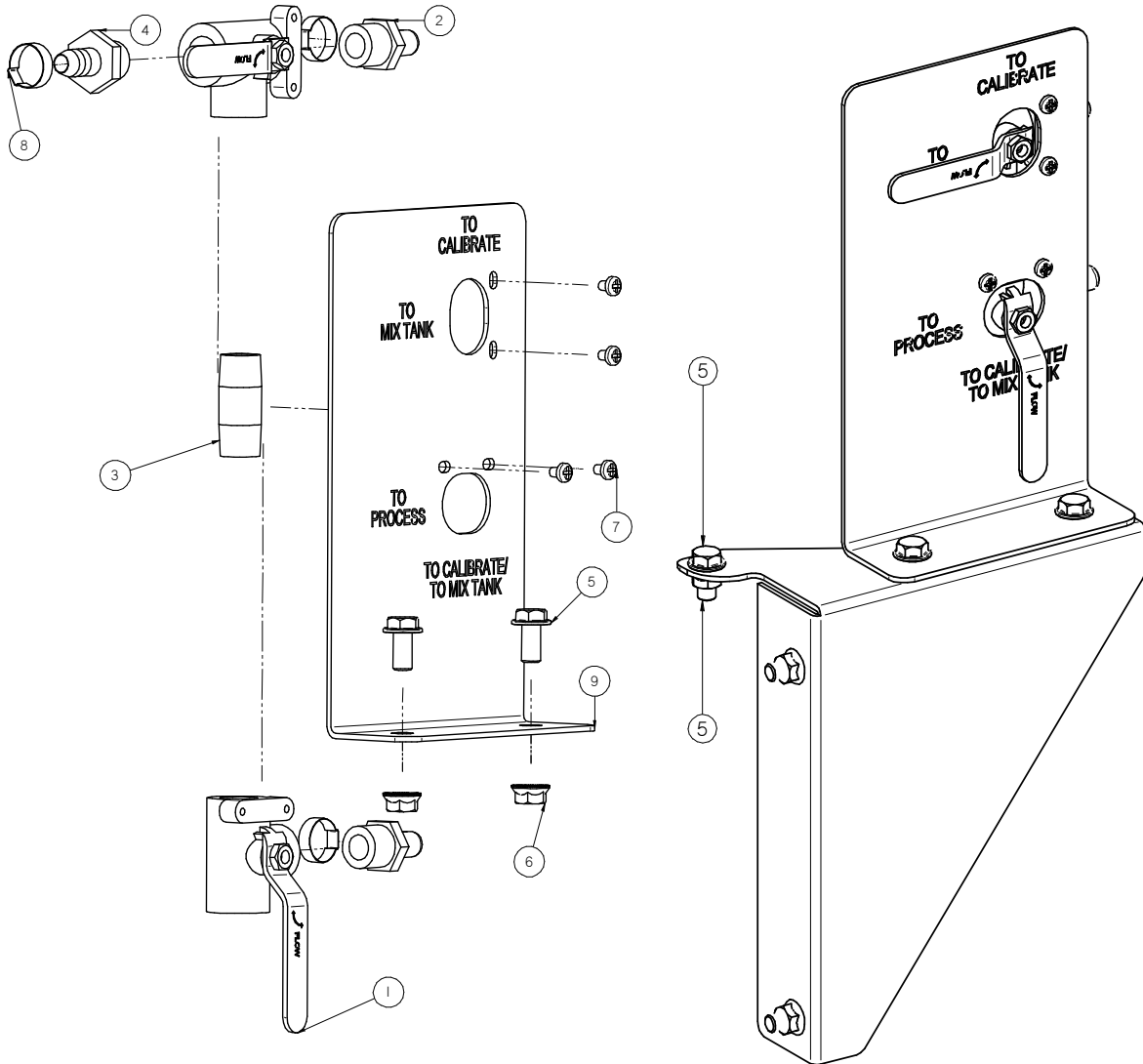
PUMP STANDS

ASSEMBLY MANUAL PUMP STAND CONTROLS (13-04-0217 REV A0)

PART #		13-04-0217 REV A0	
Item #	Part #	Description	Qty
1	02-02-0007	VLV BALL .500 NPT 3WAY BRSS	2
2	02-06-0010	FTTG 90 DEG .500HB X .500NPT ML NYL	2
3	02-07-0010	FTTG NIP .500 NPT X 2.00 TBE SS	1
4	02-08-0007	FTTG STGHT .500HB X .500NPT ML NYL	1
5	06-01-0124	BOLT FLG .375-16 X .750 ZP GR5	2
6	06-03-0014	NUT LOCK FLG .375-16 ZP GR5	2
7	06-06-0008	SCRW MACH 10-24 X .250 PHLP PNHD	4
8	06-07-0029	CLMP HOSE ONE EAR .716-.827 SS	3
9	10221C	BRKT MAN ASSY VLV	1

PUMP STANDS

ASSEMBLY MANUAL PUMP STAND CONTROLS NO PANEL (13-04-0218 REV A0)



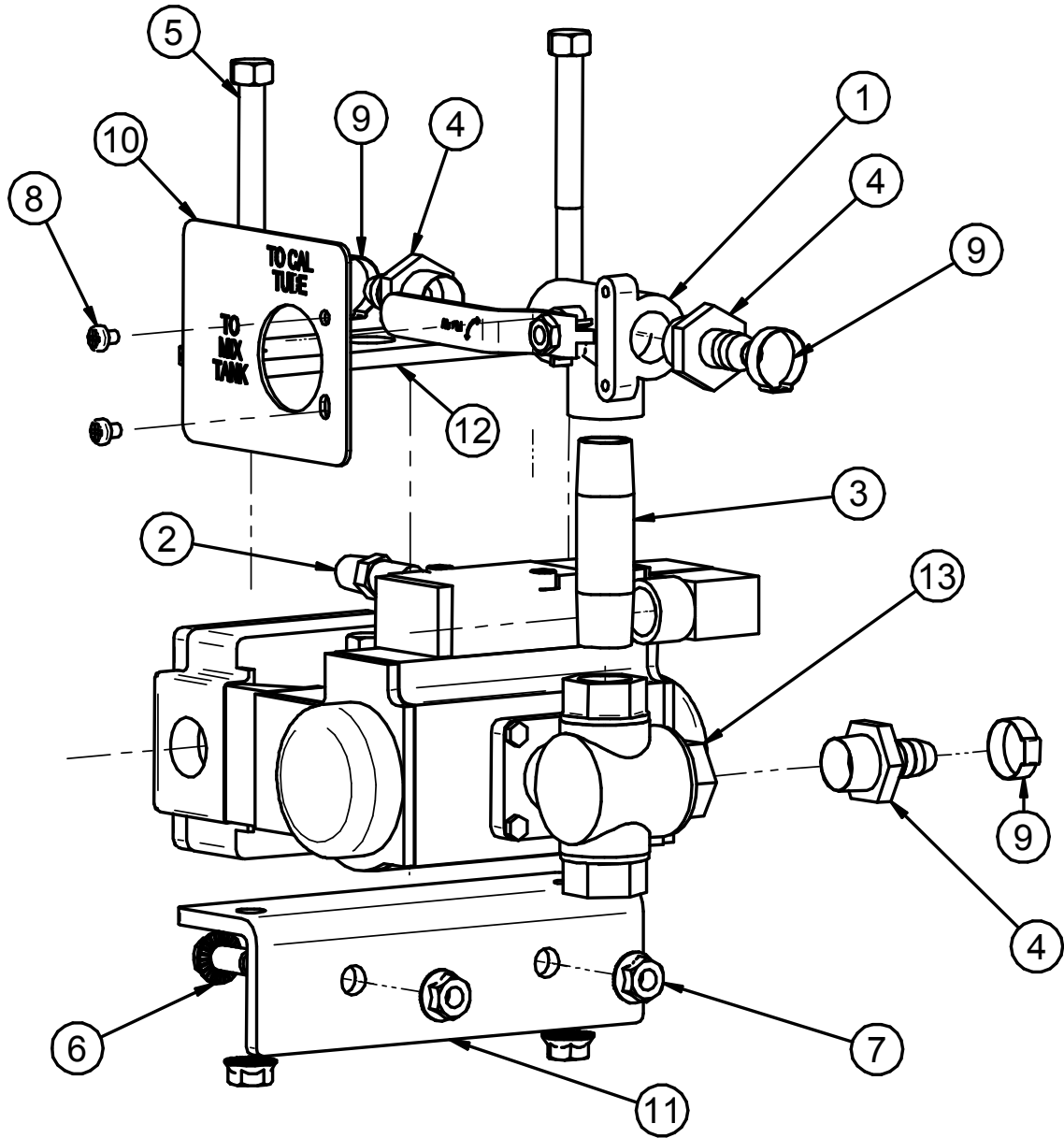
PUMP STANDS

ASSEMBLY MANUAL PUMP STAND CONTROLS NO PANEL (13-04-0218 REV A0)

PART #		13-04-0218 REV A1	
Item #	Part #	Description	Qty
1	02-02-0007	VLV BALL .500 NPT 3WAY BRSS	2
2	02-06-0010	FTTG 90 DEG .500HB X .500NPT ML NYL	2
3	02-07-0010	FTTG NIP .500 NPT X 2.00 TBE SS	1
4	02-08-0007	FTTG STGHT .500HB X .500NPT ML NYL	1
5	06-01-0124	BOLT FLG .375-16 X .750 ZP GR5	5
6	06-03-0014	NUT LOCK FLG .375-16 ZP GR5	5
7	06-06-0008	SCRW MACH 10-24 X .250 PHLP PNHD	4
8	06-07-0029	CLMP HOSE ONE EAR .716-.827 SS	3
9	10221C	BRKT MAN ASSY VLV	1
10	1043E1	BRKT MAN CNTRL	1

PUMP STANDS

KIT AUTO CONTROL PUMP STAND (13-04-0549 REV A0)



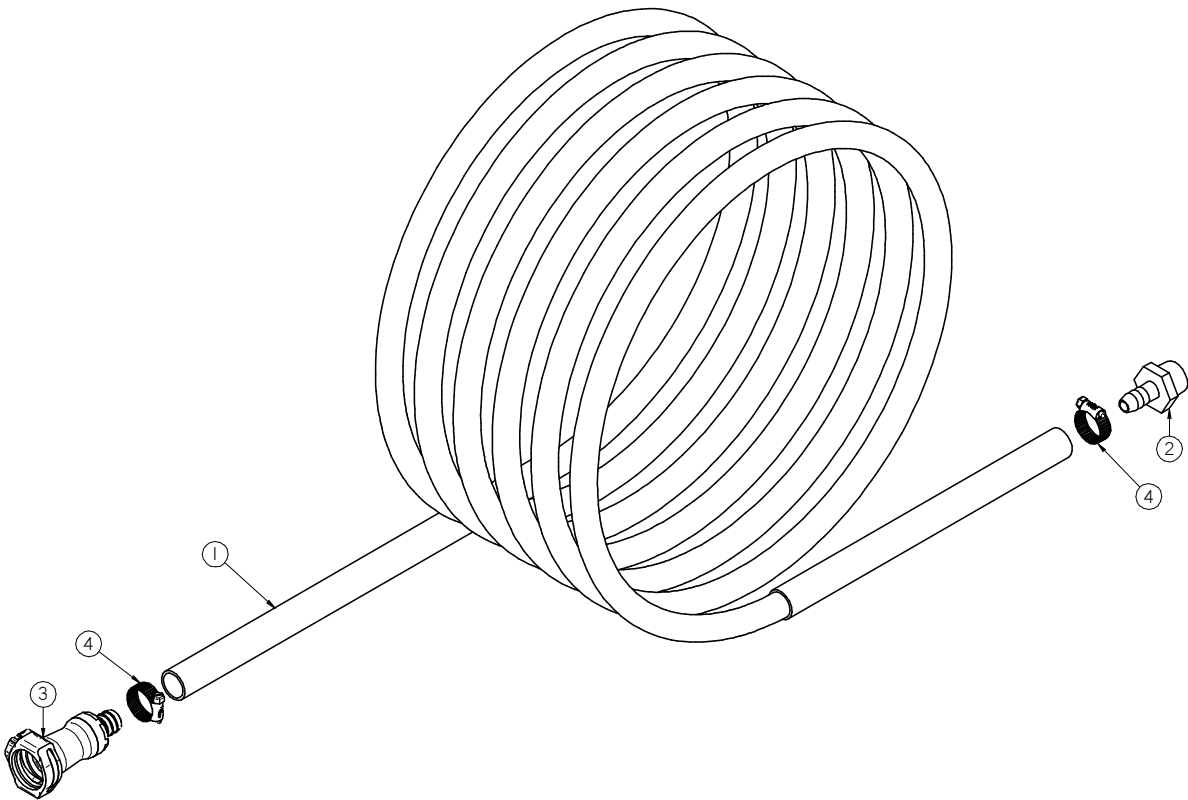
PUMP STANDS

KIT AUTO CONTROL PUMP STAND (13-04-0249 REV A0)

PART #		13-04-0249 REV A0	
Item #	Part #	Description	Qty
1	02-02-0007	VLV BALL .500 NPT 3WAY BRSS	1
2	02-02-0050	FLTR EXHAUST BRZ .250 NPT ML	1
3	02-07-0019	FTTG NIP .500 NPT X 3.00 TBE SS	1
4	02-08-0007	FTTG STGHT .500HB X .500NPT ML NYL	3
5	06-01-0022	BOLT .375-16 X 3.50 ZP GR5	2
6	06-01-0124	BOLT FLG .375-16 X .750 ZP GR5	2
7	06-03-0014	NUT LOCK FLG .375-16 ZP GR5	4
8	06-06-0008	SCRW MACH 10-24 X .250 PHLP PNHD	2
9	06-07-0029	CLMP HOSE ONE EAR .716-.827 SS	3
10	102231	PLT SOL VLV LABEL PUMPSTD	1
11	1029EA	BRKT MNT CLMP	1
12	1029EB	PLT CLMP	1
13	13-05-0658	ASSY VLV BALL .5NPT 3WAY 24VDC V4	1

PUMP STANDS

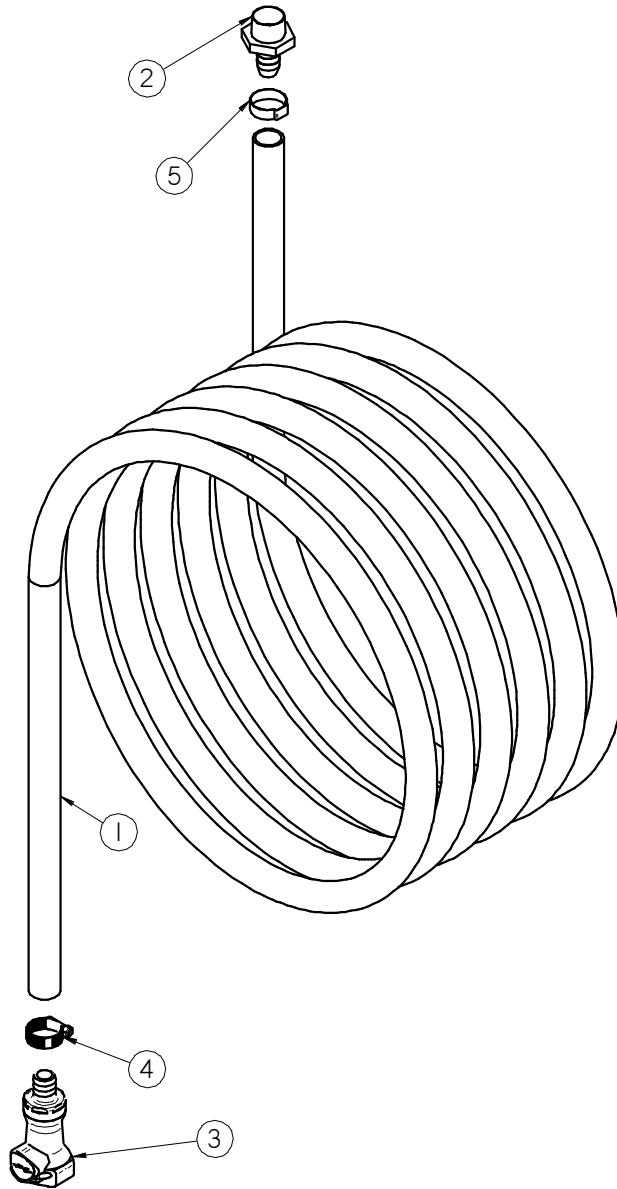
KIT TREATER HOSE .375 X 25 FT (13-04-0221 REV A0)



PART #		13-04-0221 REV A0	
Item #	Part #	Description	Qty
1	02-03-0004	HOSE RNT .375 CLEAR	25
2	02-08-0005	FTTG STGHT .375HB X .500NPT ML NYL	1
3	02-15-0025	FTTG CPLG .375 HB QCK DISC BODY	1
4	06-07-0005	CLMP HOSE .219 TO .625 X .313W ZP	2

PUMP STANDS

KIT TREATER HOSE .50 X 25 FT (13-04-0220 REV A0)



PART #		13-04-0220 REV A0	
Item #	Part #	Description	Qty
1	02-03-0005	HOSE RNT .500 CLEAR	25
2	02-08-0007	FTTG STGHT .500HB X .500NPT ML NYL	1
3	02-15-0013	FTTG CPLG .500 HB QCK DISC BODY	1
4	06-07-0006	CLMP HOSE .500 TO .906 X .313W ZP	1
5	06-07-0029	CLMP HOSE ONE EAR .716-.827 SS	1

PUMP STANDS

INDEX BY PART NUMBER

PUMP STAND PARTS MANUAL MD-09-06-5010 REV A

PART #	REVISION	DESCRIPTION (M2M)	PAGE #
		GENERIC BOX MOUNTED STAND	15
		CONTROL PANELS	16
		MOTORS	17
		AGITATION SWITCHES	42
03-08-0325	A0	CONN TRCK 3PIN MALE BS4131-0/9	17
04-03-0246	A0	ASSY MIX TANK POLY 15 GAL NO AGT	18
04-03-0252	A1	ASSY 2 PORT TOTE CONN	75
04-03-0253	A1	ASSY 1 PORT TOTE CONN	73
04-03-0270	A0	ASSY MIX TANK BASE SS 30GAL	30
04-03-0271	A0	ASSY MIX TANK BASE SS 60GAL	34
04-03-0272	A0	ASSY MIX TANK BASE SS 100GAL	38
04-03-0273	A0	ASSY AGT 30SS	32
04-03-0275	A0	ASSY MXR 60SS	36
04-03-0277	A0	ASSY AGT 100SS	40
04-03-0279	A0	ASSY MIX TANK BASE POLY 30GAL	22
04-03-0280	A0	ASSY MIX TANK BASE POLY 55GAL	26
04-03-0281	B0	ASSY AGT 30 POLY	24
04-03-0283	B0	ASSY AGT 55 POLY	28
04-03-0285	B1	ASSY AGT 15 POLY W FTTG	20
04-03-0324	A0	ASSY 1 PORT IBC CONN SUCTION ONLY	77
04-03-0325	A0	ASSY 2 PORT IBC CONN SUCTION RETURN	79
05-03-1536	A0	ASSY MASS FLMT PUMPSTD 24VDC	44
05-03-1615	A0	ASSY VOL FLMT IFM SM6000 NO CORD	43
13-04-0210	A5	ASSY PUMP KIT LV	50
13-04-0211	A4	ASSY PUMP KIT 1 HEAD	52
13-04-0212	A3	ASSY PUMP KIT 2 HEAD	54
13-04-0213	A5	ASSY PUMP KIT 3 HEAD	56
13-04-0214	A4	ASSY PUMP KIT HV	58
13-04-0215	A1	KIT CAL TUBE ASSY PUMPSTD 100 OZ	81
13-04-0216	A0	KIT CAL TUBE ASSY PUMPSTD 340 OZ	82
13-04-0217	A0	MAN PUMPSTD CNTRLS	89
13-04-0218	A1	MAN PUMPSTD CNTRLS NO PNL	91
13-04-0220	A0	TREATER HOSE KIT .50 X 25FT	96
13-04-0221	A0	TREATER HOSE KIT .375 X 25FT	95
13-04-0249	A0	KIT AUTO CNTRL PUMPSTAND 24V V4	93

PUMP STANDS

INDEX BY PART NUMBER

PUMP STAND PARTS MANUAL MD-09-06-5010 REV A

PART #	REVISION	DESCRIPTION (M2M)	PAGE #
13-05-0445	A1	ASSY PMPSTD FRM BASE MNT	61
13-05-0446	A1	ASSY PMPSTD FRM FLR MNT	60
13-05-0449	A0	KIT PUMPSTAND NO FITTING	68
13-05-0450	A0	KIT PUMPSTAND 1 FITTING	69
13-05-0451	A0	KIT PUMPSTAND 2 FITTING	70
13-05-0452	A0	KIT PUMPSTAND 3 FITTING	71
13-05-0453	A0	HOSE MF .250 NPRN BLK - LS-24 20IN	10
13-05-0454	A0	HOSE MF .375 NPRN BLK - IP73	59
13-05-0655	A0	KIT INSTALL PUMPSTAND PANEL	66
13-05-0686	A1	ASSY SCL KIT LIW FLR MNT NO CORD RL	46
13-05-0687	A1	ASSY SCL KIT LIW BOX MNT NO CORD RL	47
13-05-0749	A0	ASSY PMPSTD FRM CONTAINMENT PAN MNT	63
13-05-0781	A0	ASSY SCL KIT LIW FLR MNT 4X4	49
13-05-0863	A2	ASSY SCL KIT BOX MNT PMPSTD RL DISP	85
13-05-0864	A2	ASSY SCL KIT FLR MNT PMPSTD RL DISP	87
13-10-0017	A1	KIT FTTG CHEM TNK .5NPT PARKER	72

PUMP STANDS


NOTES:

USC LIMITED WARRANTY SECTION I

USC, LLC, (Manufacturer) warrants its seed treating equipment as follows:

- 1. Limited Warranty:** Manufacturer warrants that the Products sold hereunder will be free from defects in material and workmanship for a period of 18 months from date of shipment. If the Products do not conform to this Limited Warranty during the warranty period, Buyer shall notify Manufacturer in writing of the claimed defects and demonstrate to Manufacturer satisfaction that said defects are covered by this Limited Warranty. If the defects are properly reported to Manufacturer within the warranty period, and the defects are of such type and nature as to be covered by this warranty, Manufacturer shall, at its expense, furnish replacement Products or, at Manufacturer's option, replacement parts for the defective products. Shipping and installation of the replacement Products or replacement parts shall be at the Buyer's expense.
- 2. Other Limits:** THE FOREGOING IS IN LIEU OF ALL OTHER WARRANTIES, EXPRESSED OR IMPLIED, INCLUDING BUT NOT LIMITED TO THE IMPLIED WARRANTIES OF MERCHANTABILITY AND FITNESS FOR A PARTICULAR PURPOSE. Manufacturer does not warrant against damages or defects arising from improper installation (where installation is by persons other than Manufacturer), against defects in products or components not manufactured by Manufacturer, or against damages resulting from such non-Manufacturer made products or components. Manufacturer passes on to the Buyer the warranty it received (if any) from the maker of such non-Manufacturer made products or components. This warranty also does not apply to Products upon which repairs and / or modifications have been effected or attempted by persons other than pursuant to written authorization by Manufacturer. This includes any welding on equipment which could damage electrical components. Manufacturer does not warrant against casualties or damages resulting from misuse and / or abuse of Products, improper storage or handling, acts of nature, effects of weather, including effects of weather due to outside storage, accidents, or damages incurred during transportation by common carrier.
- 3. Exclusive Obligation:** THIS WARRANTY IS EXCLUSIVE. The sole and exclusive obligation of Manufacturer shall be to repair or replace the defective Products in the manner and for the period provided above. Manufacturer shall not have any other obligation with respect to the Products or any part thereof, whether based on contract, tort, strict liability or otherwise. Under no circumstances, whether based on this Limited Warranty or otherwise, shall Manufacturer be liable for lost profits, lost revenue, lost sales (whether direct or indirect damages), incidental, special, punitive, indirect or consequential damages.
- 4. Other Statements:** Manufacturer's employees or representatives' oral or other written statements do not constitute warranties, shall not be relied upon by Buyer, and are not a part of the contract for sale or this limited warranty.
- 5. Return Policy:** Approval is required prior to returning goods to Manufacturer. A restocking fee will apply.
- 6. Entire Obligation:** This Limited Warranty states the entire obligation of Manufacturer with respect to the Products. If any part of this Limited Warranty is determined to be void or illegal, the remainder shall remain in full force and effect.

US / Canada Non-Exclusive 2016



DOCUMENT REVIEW RECORD	
DATE	BY
03-20	BT

USC, LLC

2320 124th road

Sabetha, KS 66534

Phone (785) 431-7900

EMAIL: sales-team@uscllc.com

WEB: www.uscllc.com

